



TRANSIT & PARKING

ANNUAL REPORT



2024

Table of Contents

Mission and Vision Statements	1
Achievements	2
Timeline	5

Appeals

Oral Appeals	10
Written Appeals	10

Permits

All Area and 24 Hour Reserved Permits	11
Reserved Permit Categories	11
Faculty/Staff Permit Categories	12
Student Permit Categories	12
Temporary Visitor	13
Permits – All Other Categories	13
Total Parking Permits Issued	14

Citations

Parking Permit Citations – No Permit, Not Authorized by Permit	15
Unauthorized/Improper Parking in or Blocking an Accessible Parking Space	15
Parking Permit Citations	16
Safety Hazard, Sidewalks, and Lawn	16
Prohibited by Signs, Lines, or Curb and Non-designated Parking Area	17
Parking in a Crosswalk, Blocking a Vehicle, and Disregarding Barricades	17
Boots and Tows	18
Overtime Parking	19
Other Violations	19
Total Citations Issued	20
Total Parking Spaces	20

Fees

SEC Parking Permit Fee Comparison (SEC Average vs. UA)	21
Permit Fees	22
Parking Violations and Charges	23

Transit

Paratransit Service and Safe Ride Passengers	24
Total Razorback Transit Passengers – All Routes	24
Razorback Transit Ridership by Route	25
Razorback Transit Ridership – Route Totals	34
Organizational Chart	36

Our Mission

The Transit and Parking Department is committed to providing safe, reliable, and convenient transit and parking services for the university and surrounding community.

Our Vision

Transit and Parking will be dynamic and innovative in providing services in a changing world, to better support the overall educational mission of the university.



Our Achievements

Transit

Fleet Expansion

Purchased and put into service the first 60-ft articulated bus on campus. Received two replacement 40-ft transit buses. Ordered two 40-ft transit buses as additions to the fleet. Ordered three replacement paratransit vans. Installed a new parts management system in the parts room to improve workflow. Upgraded the FuelMaster Live fuel management system.

Planning Expertise

Hired the first dedicated transit planner for the campus.

Technological Upgrade

Enhanced Transit's computer infrastructure with a new server.

Funding

Received grants from the Northwest Regional Planning Commission to fund our bus stop enhancement program and from the Federal Transit Administration Areas of Persistent Poverty Program to fund bus stop engineering and design.



Our Achievements

Parking

Signage Program

Planned and executed a comprehensive signage program, including designing and fabricating new signs, installing signposts, and renumbering campus parking lots.

In-House Sign Fabrication

Established a sign shop in the Garland Avenue Garage maintenance facility, acquired fabrication equipment, and trained staff to produce signs internally.

Summer Maintenance

Performed extensive maintenance on parking lots, including crack sealing, sealcoating, and repairs in various lots and garages. Reconstructed lot 56B.

Parking Space Additions

Created a new loading zone near ROTC, added seven spaces in lot 64 for housing maintenance vehicles, providing seven additional resident reserved spaces for Pomfret Hall residents.

Work Order Management

Implemented Monday work order tracking software and successfully completed the 1000th work order through MaintainX.

Parking Studies

Initiated a campus garage and parking study and implemented a construction parking policy with Facilities Management.

Parking Standards

Incorporated campus parking lot standards into the campus design and construction standards manual.

Our Achievements

Parking

Safety Enhancements

Added non-slip paint around Union Station and a Kubota utility vehicle for parking lot maintenance and snow removal.

Pedestrian Accessibility

Added pedestrian drop-off zones on Maple Street and Dickson Street.

Maintenance and Inspections

Collaborated with Walker Parking Consultants to perform garage inspections, updated ADA parking spaces, and conducted annual power washing of garages.

Upgraded Patrol capabilities

Repurposed an administrative vehicle for LPR patrol.



Transit Events
 Parking Events
 Other Events

1972-79	University Police manages the parking program, Facilities Department (Physical Plant) manages shuttle bus system.
1978	Parking permit costs were: \$100 for Reserved parking, \$20 for faculty/staff, \$10 for student (on or off campus).
1979	July 1979 - Parking program and shuttle bus service combined to form the Transit and Parking Department. Frank Scott was hired as the first Director. Blue, Green, Brown and Orange bus routes and paratransit van service begin in August 1979.
1980	Buses operate for final exams. Gray and Tan bus routes established. One-millionth passenger carried on October 1. Buses operated from 7:00a.m. - 5:30p.m., Monday-Friday.
1981	First use of "Park and Ride" to identify parking lots near transit bus stops.
1982	December 1982 - Transit and Parking moves from its location at 608 Storer St. (Scott House) to its current location at the Administrative Services Building.
	Total parking spaces on campus - 6,300.
	11 Full time bus operators.
1987	Transit service reduced due to budget cuts (Orange route discontinued, other routes reduced number of buses on route and stop time for service was cut back to 5:00 p.m.)
1988	First night reserved parking lots (reserved until 7:00 p.m.).
	First federal grant awarded for operation of Razorback Transit. Transit maintenance facility destroyed by high winds. First bus stop shelter erected.
1989	First electronic parking citation system implemented.
	First fixed route summer service implemented. Razorback Transit Red Route implemented. First permanent bus stop shelters (7) erected.
1990	First payroll deduction program for payment of parking permits and citations. First commuter permits issued.
1991	New Transit Maintenance Facility dedicated.
	First Razorback Transit Night Service.
1992	First use of credit cards to pay for parking permits and citations (April 1992). A charge was implemented for Visitor and Vendor permits. First use of Arkansas Crime Information Center to identify vehicle license numbers of unknown parking violators.
1995	Frank Scott, First Director of Transit and Parking, retires after 16 years.
1996	First year for hangtag permits.
1997	Total parking spaces on campus - 8,658.
	Total parking spaces on campus - 8,897.
1988	UA hosts Transit Day. Ads are used inside of Transit buses. Transit student fee established summer 1998 after reduction in federal transit administration funding.
	Transit student fee of \$8.00 a semester implemented by a vote of students.
	Total parking spaces on campus - 8,824.
1999	Intermodal Transit Facility (Stadium Drive Parking Garage) dedicated with 586 parking spaces.
2000	Total parking spaces on campus - 9,190.
	Total parking spaces on campus - 9,810.
2003	Pomfret Express route added, Spring 2003. Safe Ride started, April 2003. Saturday transit service started, August 2003.

2004	Total parking spaces on campus - 9,224.
	Lot 56 Express Route established, March 9, 2004.
	Fourth Safe Ride vehicle added, a cutaway bus.
2005	Total parking spaces on campus - 10,127.
	First year for repositionable permits.
	Phase I of the Harmon Avenue Parking Garage opened with 511 parking spaces. The cost of construction was approximately \$23 million, with total project cost including A&E fees, William Street and Harmon Avenue was approximately \$29 million. The completed Harmon Avenue Parking Garage opens August 2005 with a total of 2,149 parking spaces.
2006	Total parking spaces on campus - 11,899.
	Published first Parking Survival Guide. On campus tow storage lot implementation.
	Installed first bicycle racks on Razorback Transit buses.
	Three vans purchased with Safe Ride funds to be used for Safe Ride operations. Expanded Safe Ride program to Monday and Tuesday nights with Night Owl route from 10:30 p.m. - 12:30 a.m. Implemented uniforms for Razorback Transit drivers. Fleet size 21 buses, 6 paratransit vans, 3 Safe Ride vans purchased.
2007	Total parking spaces on campus - 12,247.
	Online parking permit sales, appeals and citation payments available via web site.
	Implemented Purple Route, August 2007.
2008	Total parking spaces on campus - 11,380.
	Upgrade PowerPark Classic to Flex, April 2008.
	Construction begins on the Garland Avenue Parking Garage (December 2008).
2009	Total parking spaces on campus - 12,209.
	Added two cutaway buses for charter services.
	Full-time parking employees - 29; Full-time transit employees - 34, Total - 63.
2010	Implemented scooter parking.
	Total parking spaces on campus - 11,763.
	Hertz on Demand introduced.
	Started using Luke meters from Schlumberger.
2011	Garland Avenue Parking Garage completed - August 2010 (1,501 spaces)
	Total parking spaces on campus- 12,900.
	Implemented meter codes at Luke meters.
2012	Started selling ad space in garages.
	Total parking spaces on campus - 12,896.
	Parkmobile introduced.
2013	Added 2 buses to the transit fleet for a total of 25 buses.
	Total parking spaces on campus - 13,075.
2014	Transit topped 2 million riders.
	Performed garage condition assessment for Stadium Drive, Harmon Avenue and Garland Avenue Garages.
	Added second information technology support position.
	Began transportation study with Nelson Nygaard.
2014	Added a collection position when citation billing and collections were returned from the treasurer's office.
	Implemented Work-It-Off Program for student citations.

2015	Implemented Reserved Scooter Parking, Zipcar Program and Parkmobile Program for campus departments.
	Added a Fiscal Support Supervisor position.
	Reestablished credit card acceptance in Luke multiple-space meters.
	Lost 135 parking spaces due to campus construction.
	Added pedestrian bridges to the north side of the Harmon Avenue Parking Garage.
	Transit ridership exceeded two million passengers.
	Nelson Nygaard submitted the draft Campus Transportation Study.
	Transit implemented bidirectional linear bus routes, reducing the number of loop routes.
	Added two interns to assist with social media.
	Developed new branding for Razorback Transit buses.
	Razorback Transit received the Excellence in Grant Management award from the Federal Transit Association.
	Reopened Reserved lot 19 in April.
	Total parking spaces on campus - 13,551.
2016	Implemented maternity parking program.
	Bus operators placed in full uniforms.
	Transit created the Graham Street Training Center.
	Implemented uniforms for parking patrol field supervisors.
	Expanded parking lot 14 creating 60 new faculty/staff parking spaces.
2017	Total parking spaces on campus - 13,570.
	Lot 99 (remote) was constructed adding 1,100 parking spaces.
	Hired Communications Director.
	Razorback Transit received the Excellence in Grant Management award from the Federal Transit Association.
	Removed the gates at Harmon Avenue Parking Garage.
	The transit bus lot was enlarged to accommodate additional bus parking and training area.
	Installed LED fixtures in the Harmon and Stadium Drive Garages.
	Conducted focus groups and an on-line survey concerning transit and parking operations and shared results with the university.
2018	Installed Intelligent Bus System hardware and software on transit buses that included upgraded Automated Vehicle Location (AVL) technology, Automated Voice Annunciation (AVA), Automatic Passenger Counting (APC), and management software that ties all three together.
	Implemented Passio Go! app providing real-time bus location information to passengers as well as route announcements in the event of route deviations or delays.
	Launched VeoRide bike share program for campus, in conjunction with the City of Fayetteville and the Campus Sustainability office, providing both bicycles and e-bicycles for rent on campus and in the city.
	Razorback Transit received the Excellence in Grant Management award from the Federal Transit Association.
	Expanded campus parking lots 38 and 99, gaining 727 parking spaces.
	Implemented a new bus route to serve Remote parking lot 99.
	Total parking spaces on campus - 14,621.
	Conducted a pilot program allowing parking lot 47N to be used by permit holders and as hourly parking using the Whoosh! smartphone app.
	Developed and published a WordPress site, Talk T&P, to provide more information to our customers.
2019	Added parking information to campus map including permit requirements and hours.

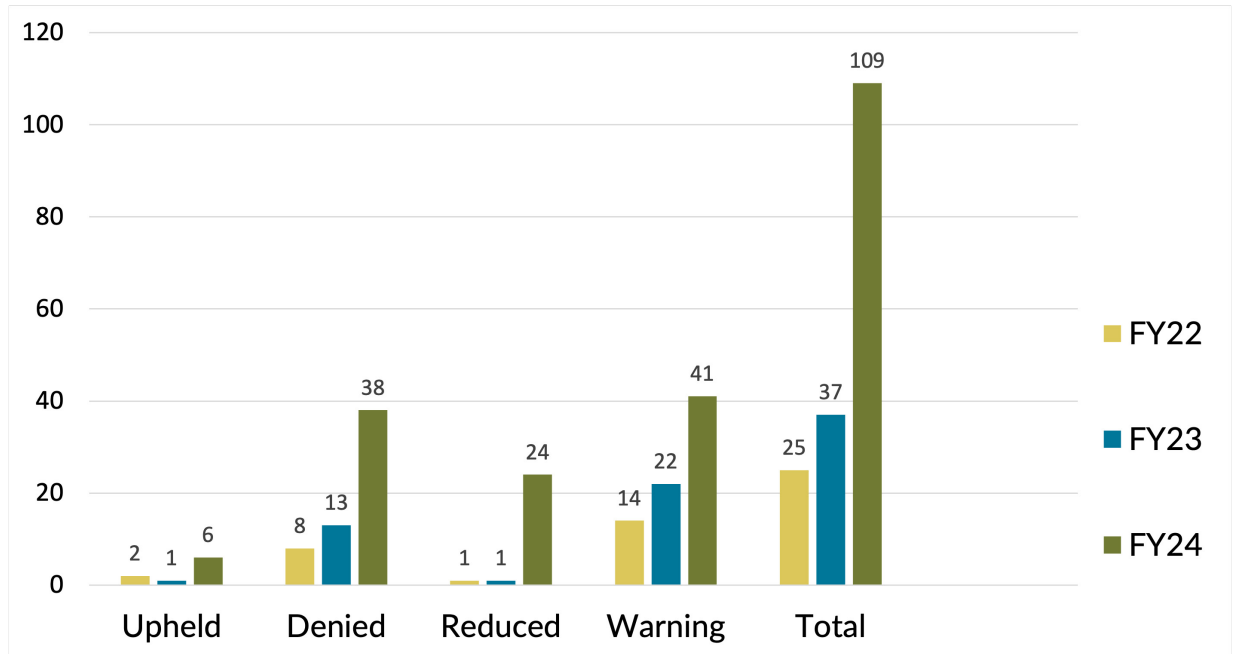
	Worked with the City of Fayetteville and with Spin, as they implemented the use of e-scooters on campus.
	Expanded lot 10 to the north, renumbering it lot 78B, adding 33 spaces.
	Eliminated bicycle permit requirements on campus.
	Constructed lot 77 for resident reserved parking for Adohi residence hall. 130 spaces.
	Purchased the first cut-a-way van for the Arkansas Research and Technology Park shuttle. Had used a 15 passenger van previously.
	Tested CivicSmart single space parking meters to replace Duncan single space meters. These meters accept credit cards in addition to coins.
	Developed new sanitizing procedures for transit buses and Arkansas Research and Technology shuttle due to corona virus pandemic.
	Changed garage priority to favor on-campus residents to reduce the number of residents who must move their vehicle for athletic events and to provide closer proximity parking for residents.
	Moved the metered spaces in the Harmon Avenue Garage from levels 8 and 9 to levels 1 and 2 to reduce traffic congestion on Harmon Avenue caused by hourly turn over.
	Total parking spaces on campus - 14,807.
2020	Citations were not issued from May 19-August 15 and warnings were issued from August 16-August 21 due to COVID-19 Pandemic.
	Implemented license plate recognition (LPR) system to eliminate physical parking permits and provide a more efficient patrol and enforcement operation for vehicles without a permit or parked in an unauthorized lot.
	Adapted Razorback Transit and the Arkansas Research and Technology Park shuttle operations to deal with COVID-19 requirements including everyone on the bus and van wearing a mask and additional cleaning and sanitizing the vehicle interiors.
	Began fueling parking and Arkansas Research and Technology Park vehicles at Facilities saving the upcharge from retail stations.
	Transitioned to Workday, the university's new enterprise planning software system.
	Set up Outlook calendar reminder system for students who must move their vehicle for athletic events.
	Implemented on-demand service on some transit bus routes due to lower ridership and staffing shortage.
	Transitioned from remote work to everyone being back on campus due to COVID-19.
	Converted from being self-hosted to being remotely hosted for our T2 Flex software.
2021	Hired a director for departmental information systems.
	Received two buses and one paratransit van.
	Added license plate recognition (LPR) equipment on top of the third patrol vehicle.
	Added license plate recognition (LPR) tablet to the supervisor's vehicle.
	Installed a two-port level 2 electric vehicle charging station in the Harmon Avenue Garage.
	Closed parking lot 71 for construction of the Integrative and Innovative Research (I3R) Center, resulting in the loss of 244 parking spaces and the relocation of permit holders to
	Lost nine parking spaces due to the patio being added to 1021 Building, formerly Brough Commons.
	E-scooter program moved from Parking to the Office of Sustainability.
	Assumed responsibility for the maintenance of the parking lots at Uptown Campus and the Shiloh Building.
	Henry Layes, the first maintenance manager, retired after 42 years of service to the campus.
	Added 12 parking spaces when the Rock House on Arkansas and Dickson Street was purchased by the university, designated as lot 15.
	Reconstructed lot 78A, on the southwest corner of Gregg and Douglas Streets, paving

	Leroy Pond/Nolan Richardson Drive extended to west, reconfiguring lots 46E and 46W, resulting in the loss of 66 parking spaces.
	Designated specific lot along Razorback Road as metered for summer camp participants and parents for the summer only with payments on the Flowbird app.
	Total parking spaces 14,273.
	Implemented a food pantry in Union Station in cooperation with the Associated Student Government.
2022	Changed the name of the commuter lot to the economy lot to encourage use by non-commuters.
	Evaluated an articulated bus on campus in preparation for purchasing several.
	Completed Bus Barn and Union Station renovation in conjunction with the campus energy savings performance contract.
	Transferred departmental fleet maintenance responsibility to transit maintenance staff.
	Hired a consultant to assist with recruiting institutional bus drivers to help eliminate driver shortages.
	Implemented a crack seal and sealcoat program to extend the life of the parking lots.
	Implemented MaintainX software to track parking facility maintenance workorders and costs.
2023	Transferred selected management cellphones to FirstNet to ensure communications during emergency situations.

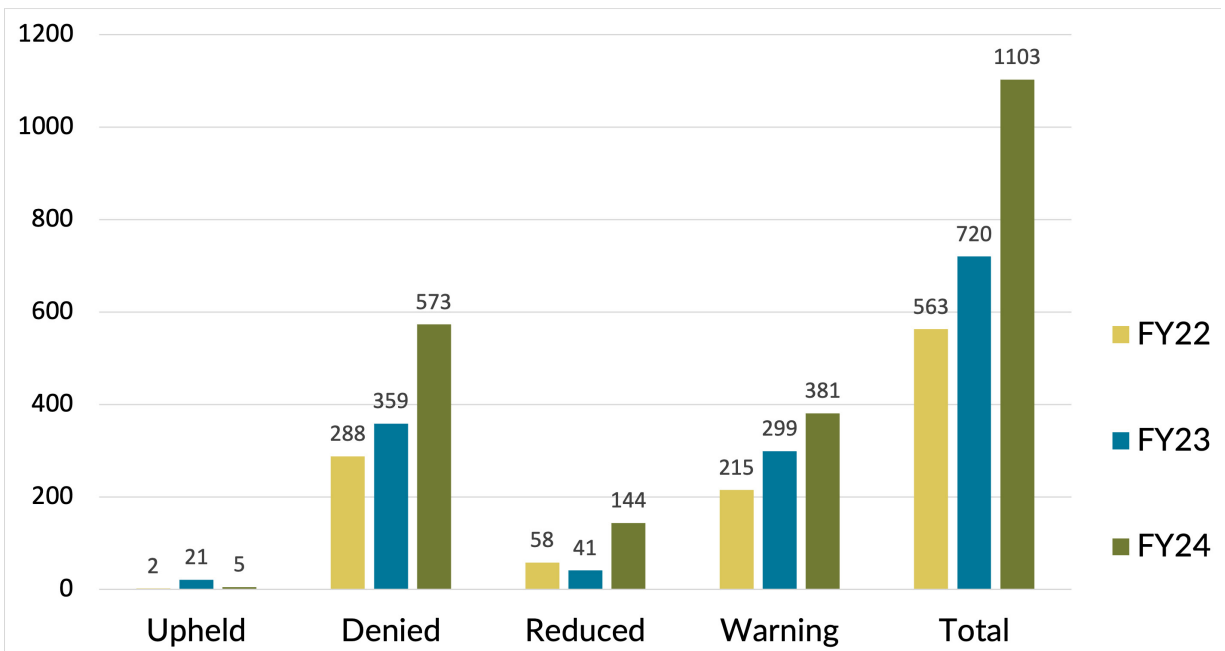


Appeals

Oral Appeals

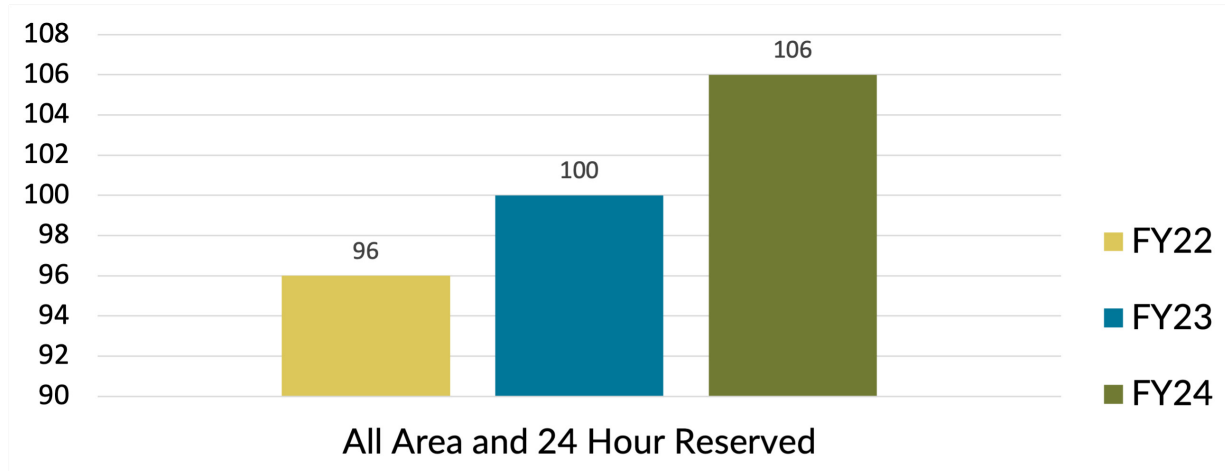


Written Appeals

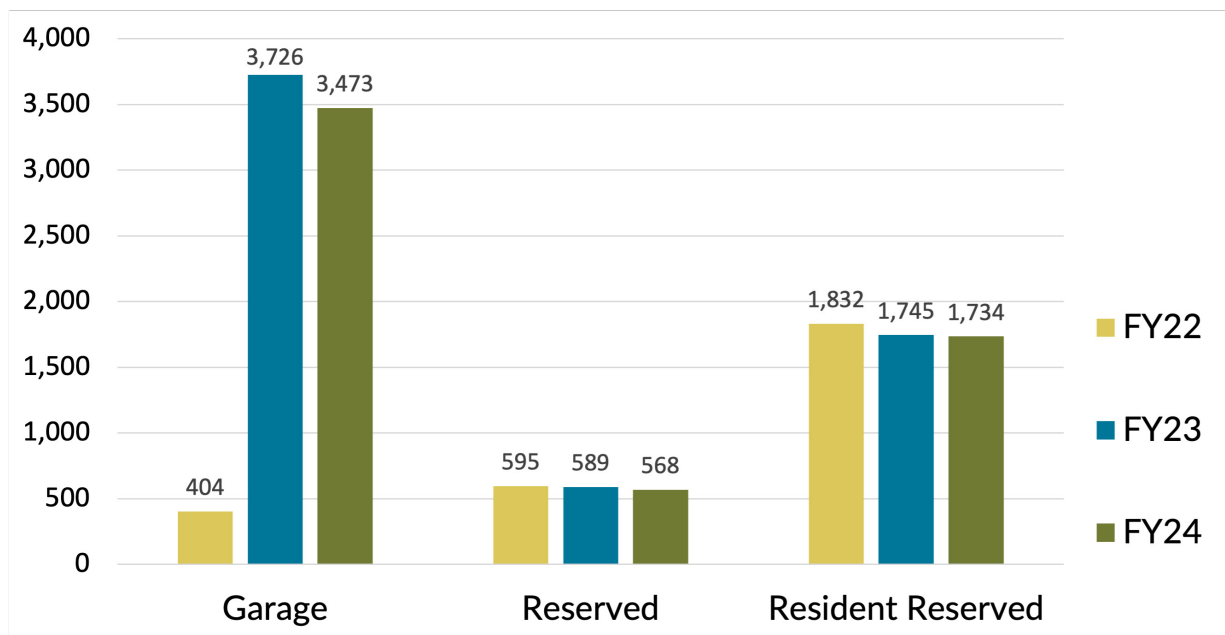


Permits

All Area and 24 Hour Reserved Permits

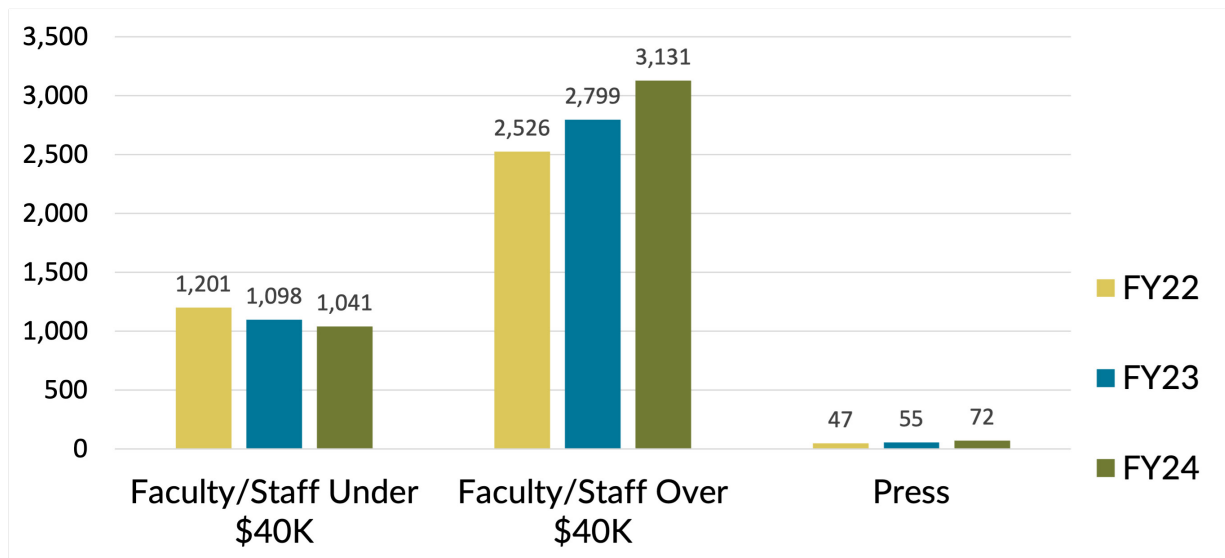


Reserved Permit Categories

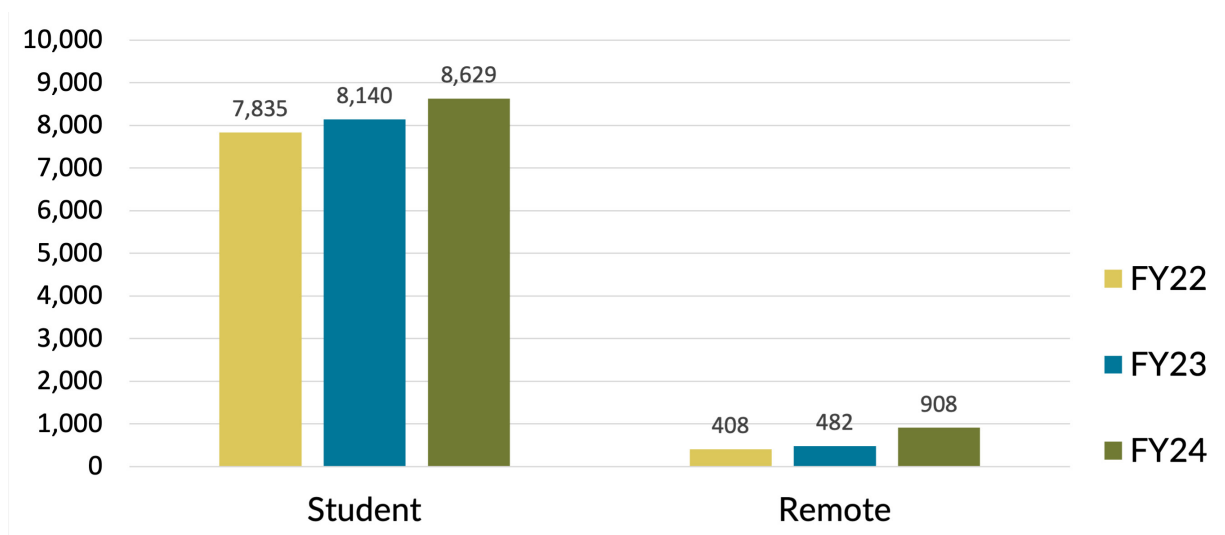


Permits

Faculty/Staff Permit Categories

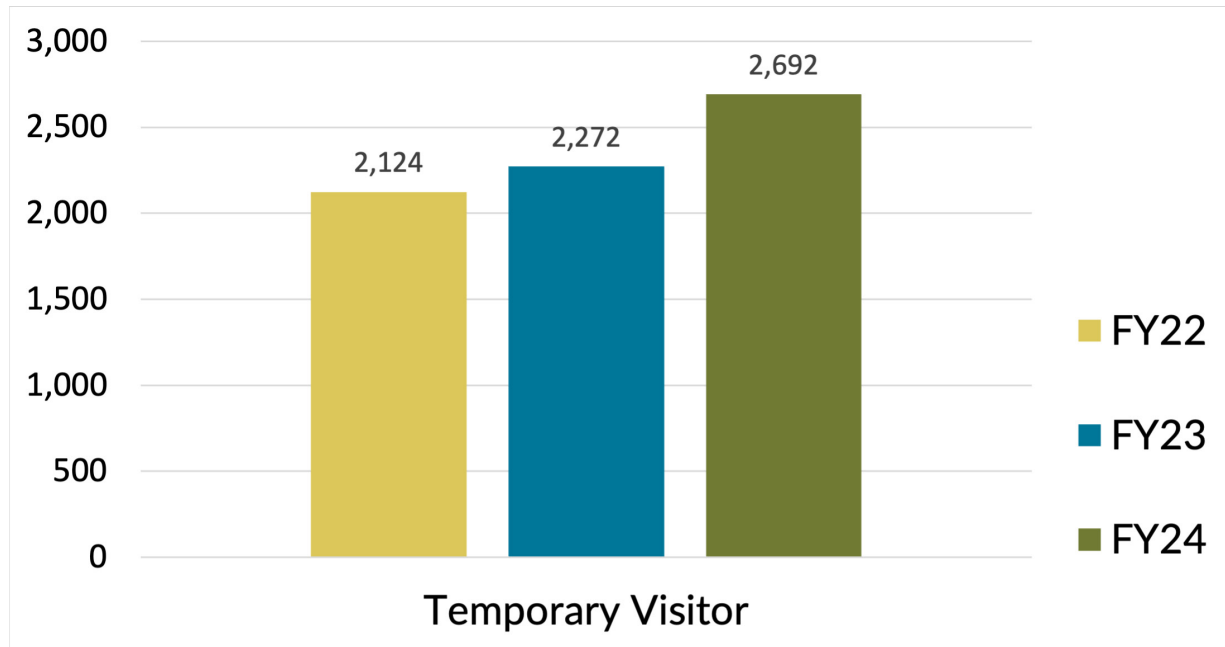


Student Permit Categories

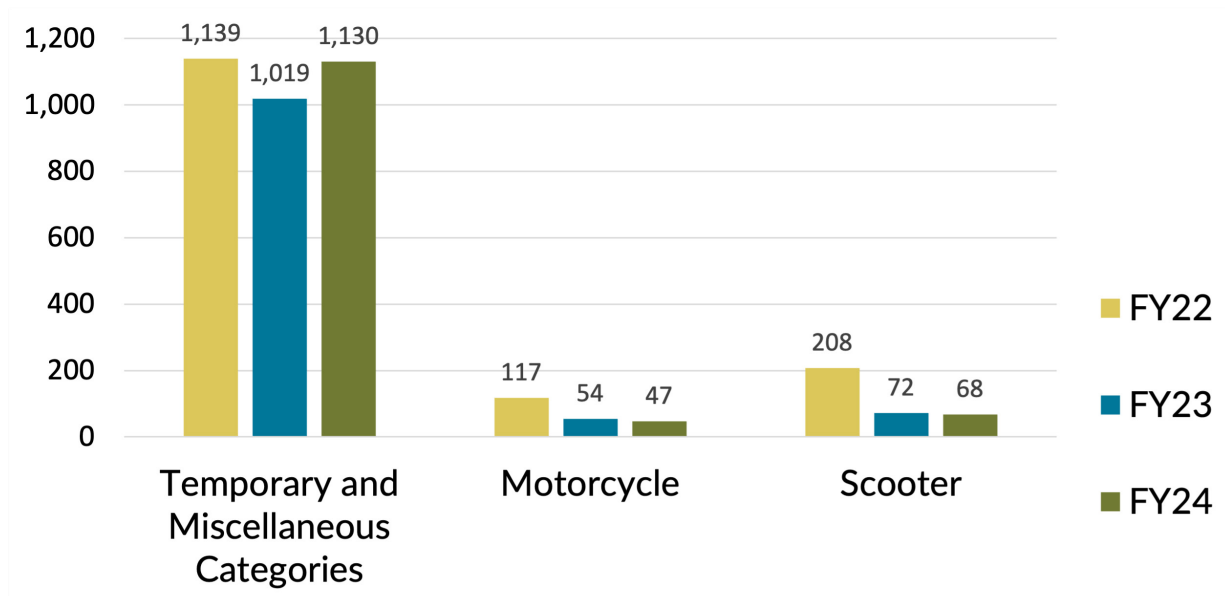


Permits

Temporary Visitor

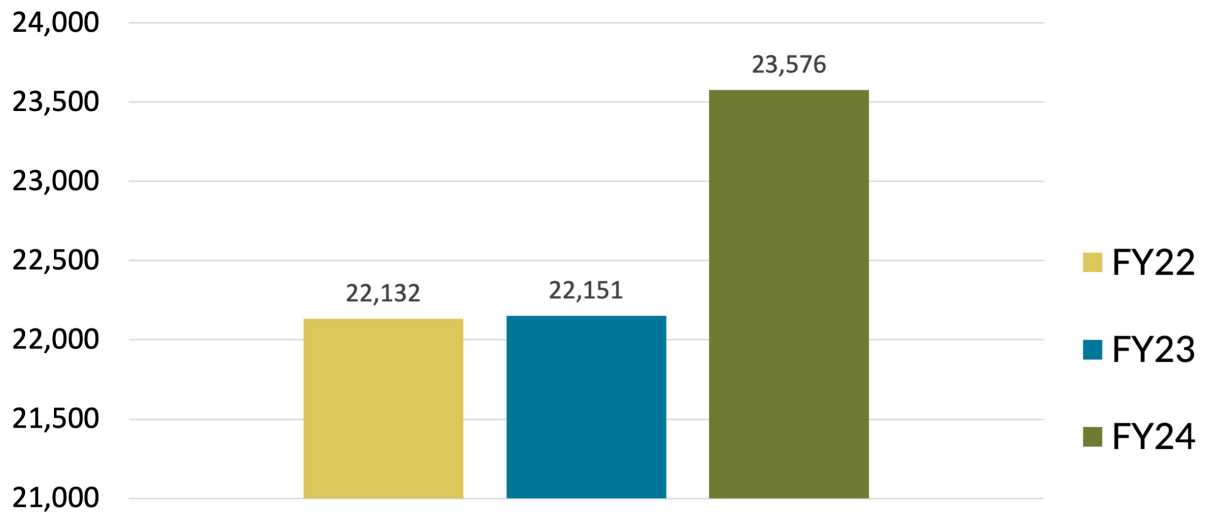


Permits - All Other Categories



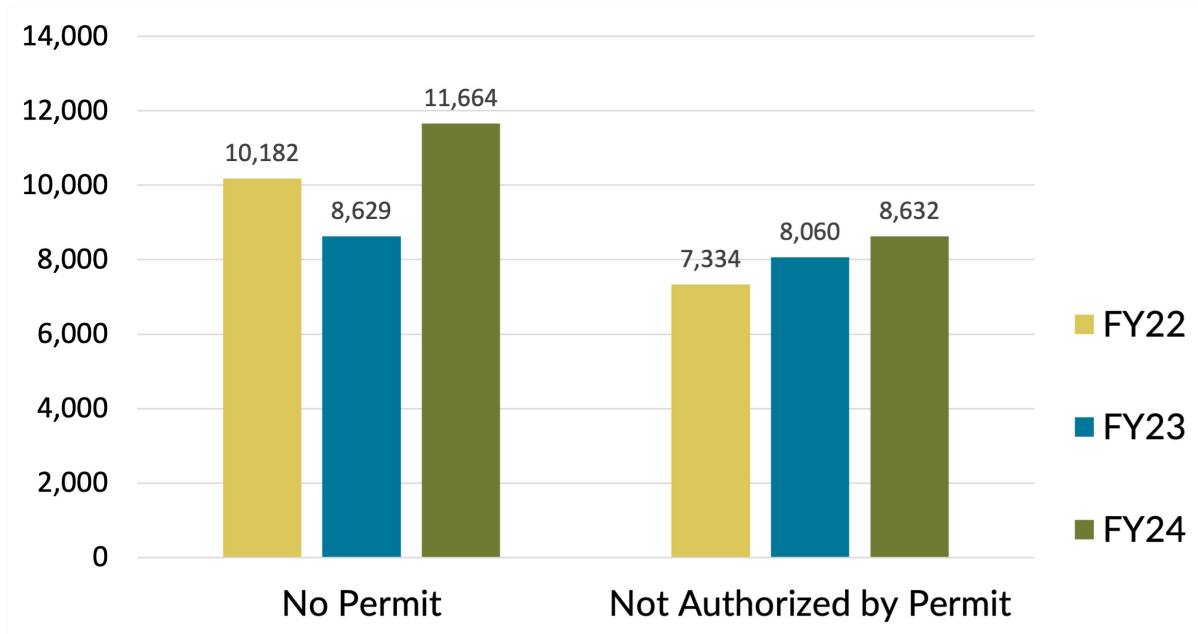
Permits

Total Parking Permits Issued

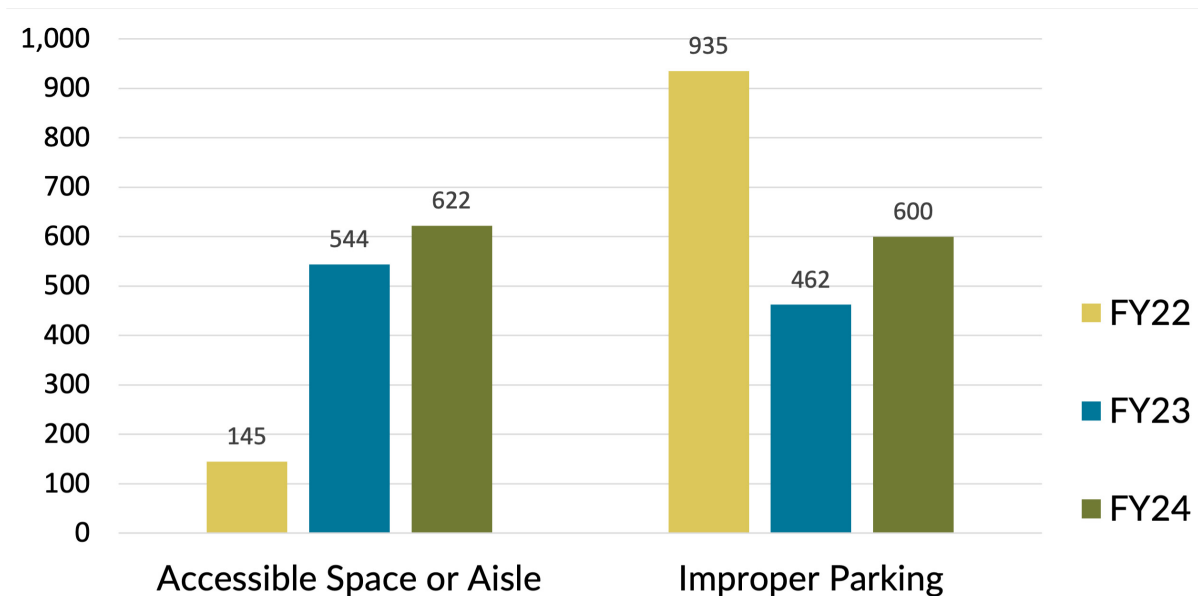


Citations

Parking Permit Citations – No Permit, Not Authorized by Permit

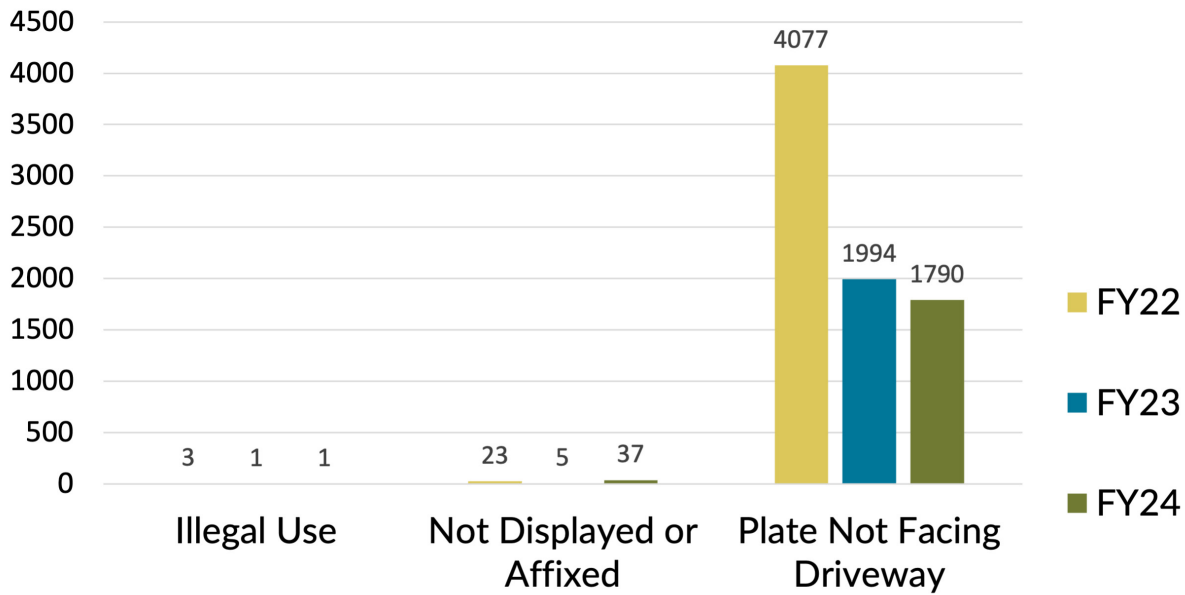


Unauthorized Parking in or Blocking an Accessible Parking Space/ Improper Parking

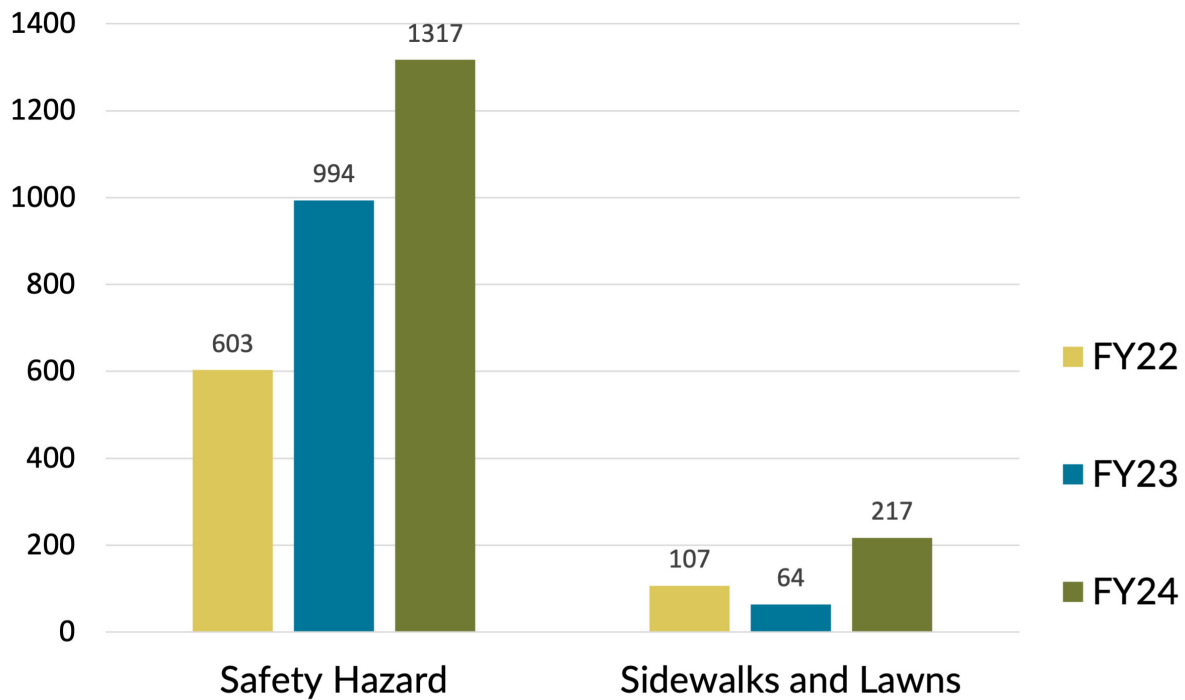


Citations

Permit Citations

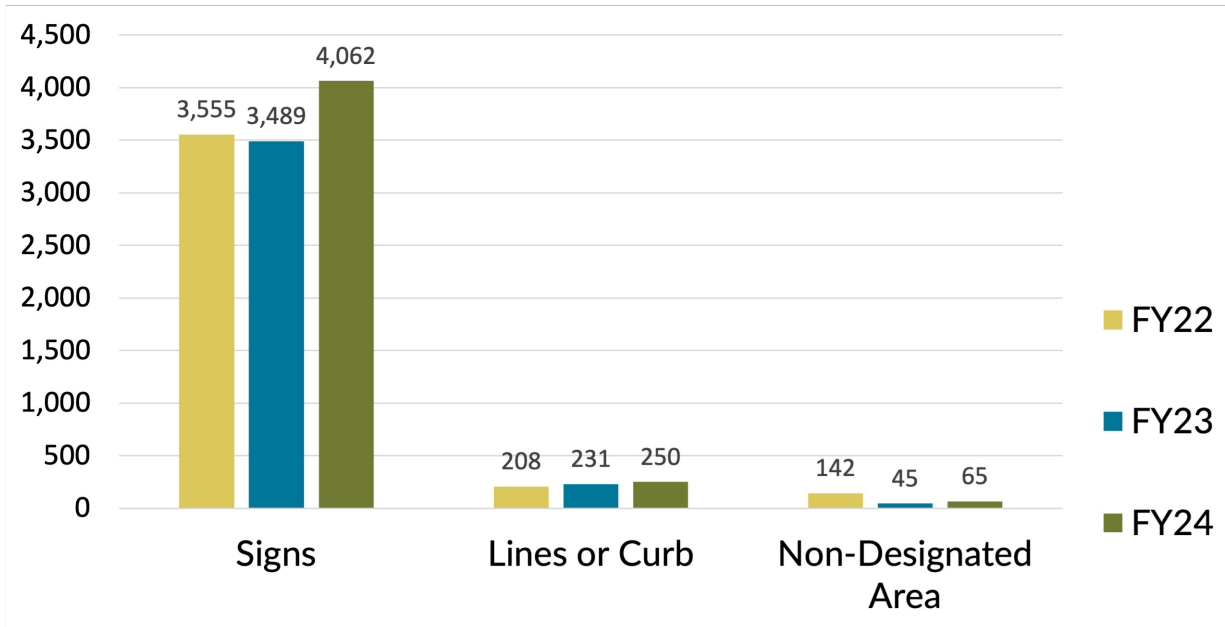


Safety Hazard, Sidewalks, and Lawn

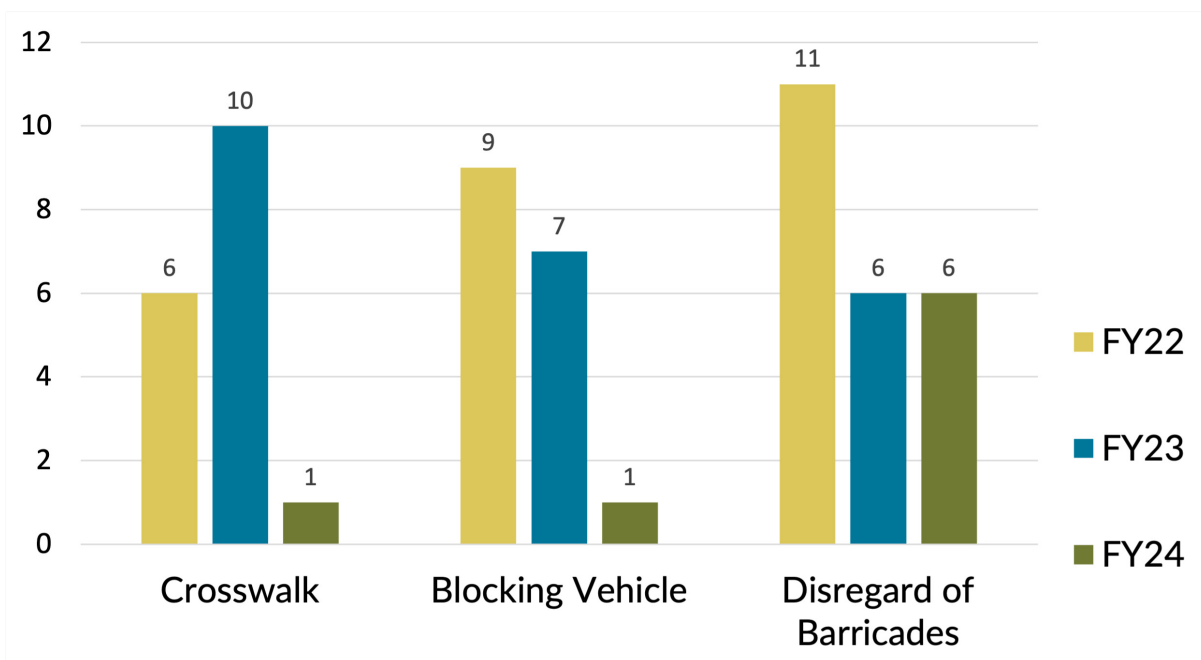


Citations

Prohibited by Signs, Lines or Curb, and Non-Designated Parking Area

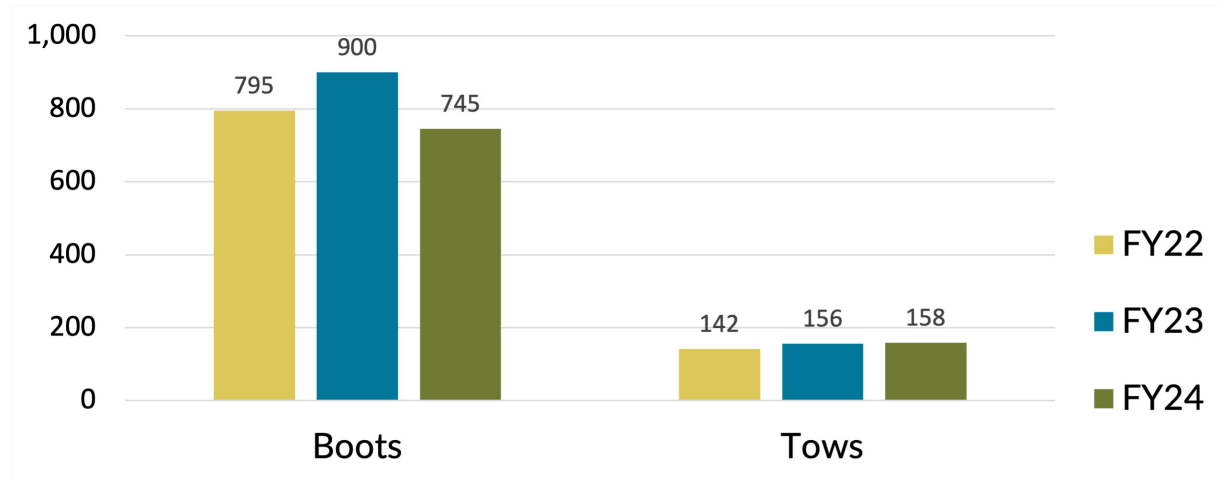


Parking in a Crosswalk, Blocking a Vehicle, and Disregard of Barricades



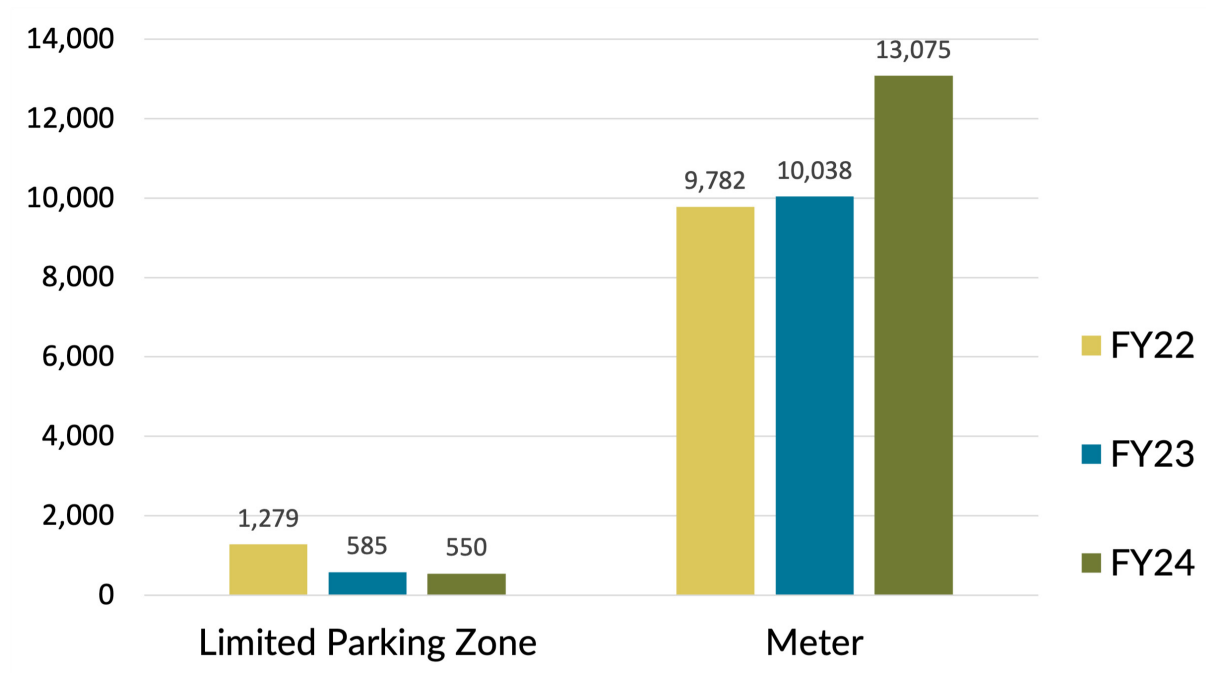
Citations

Boots and Tows

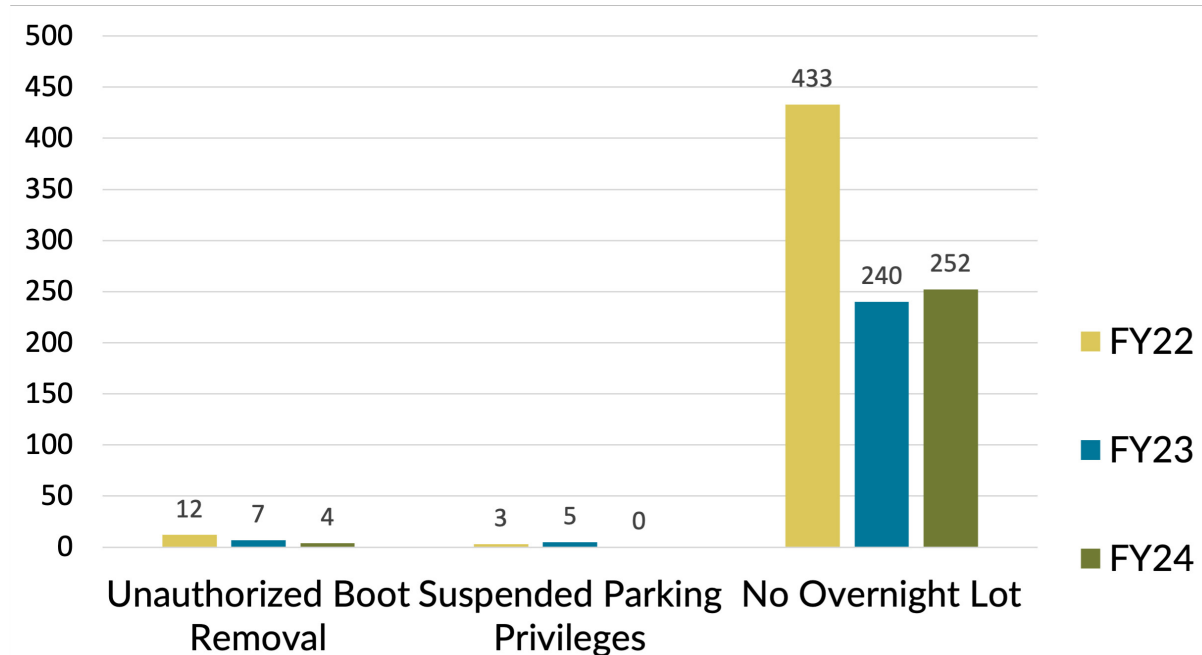


Citations

Overtime Parking

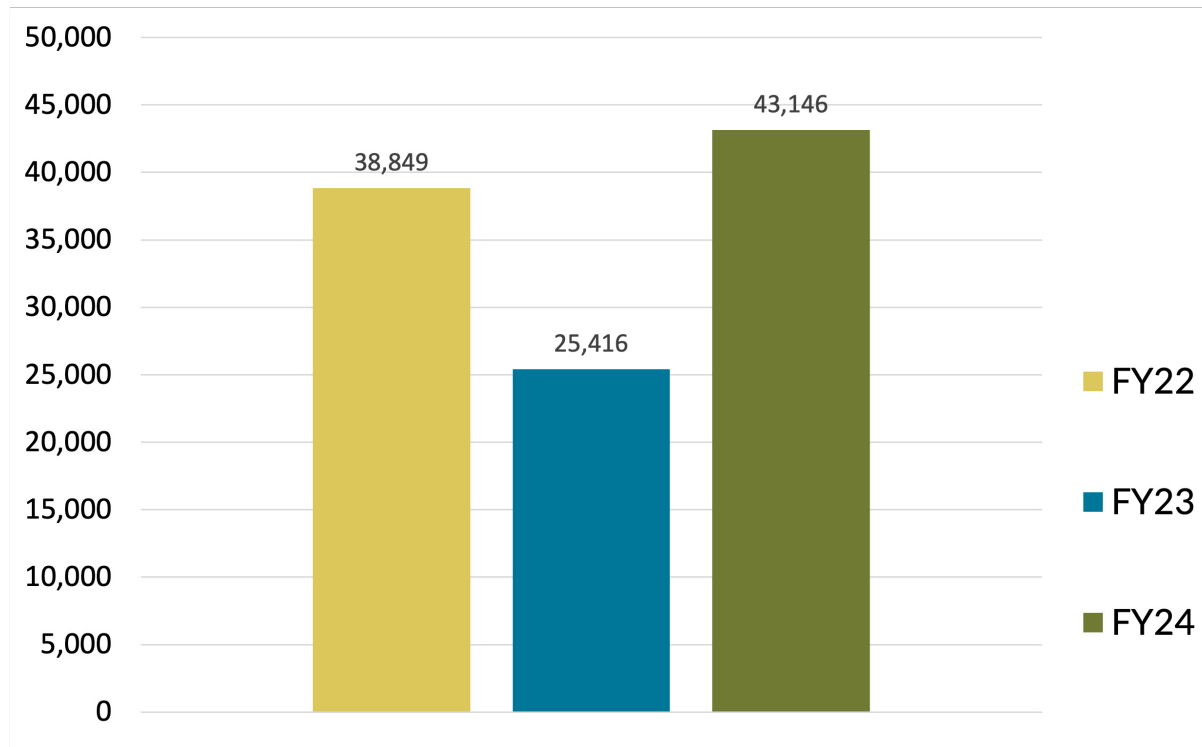


Other Violations

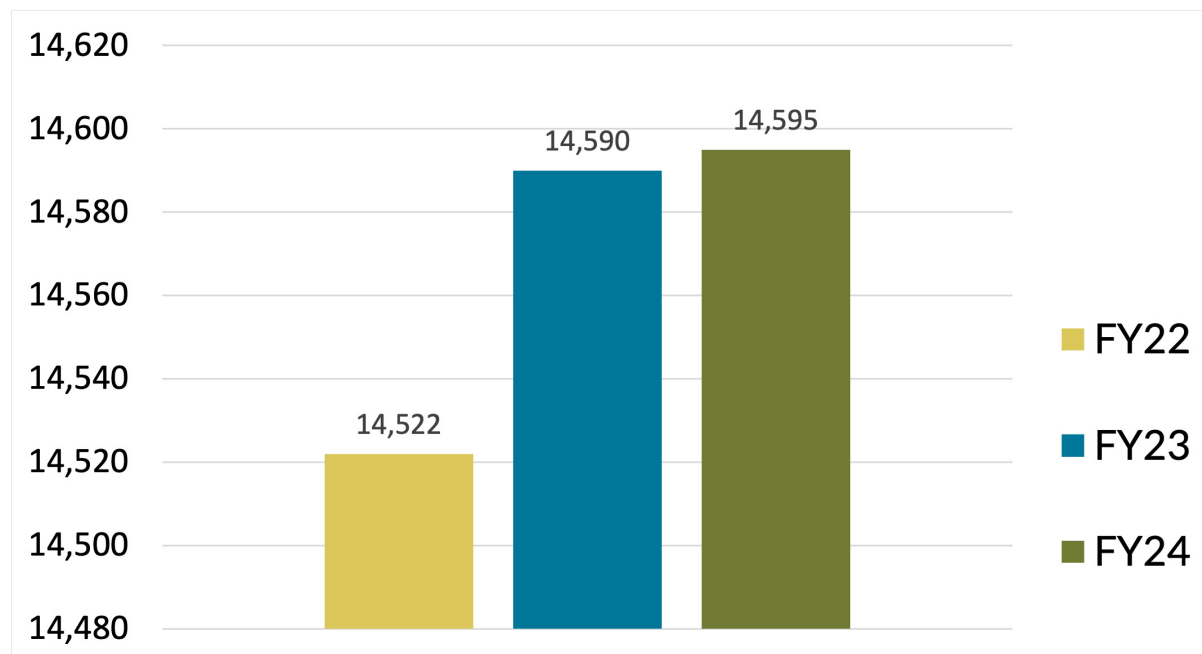


Citations

Total Citations Issued


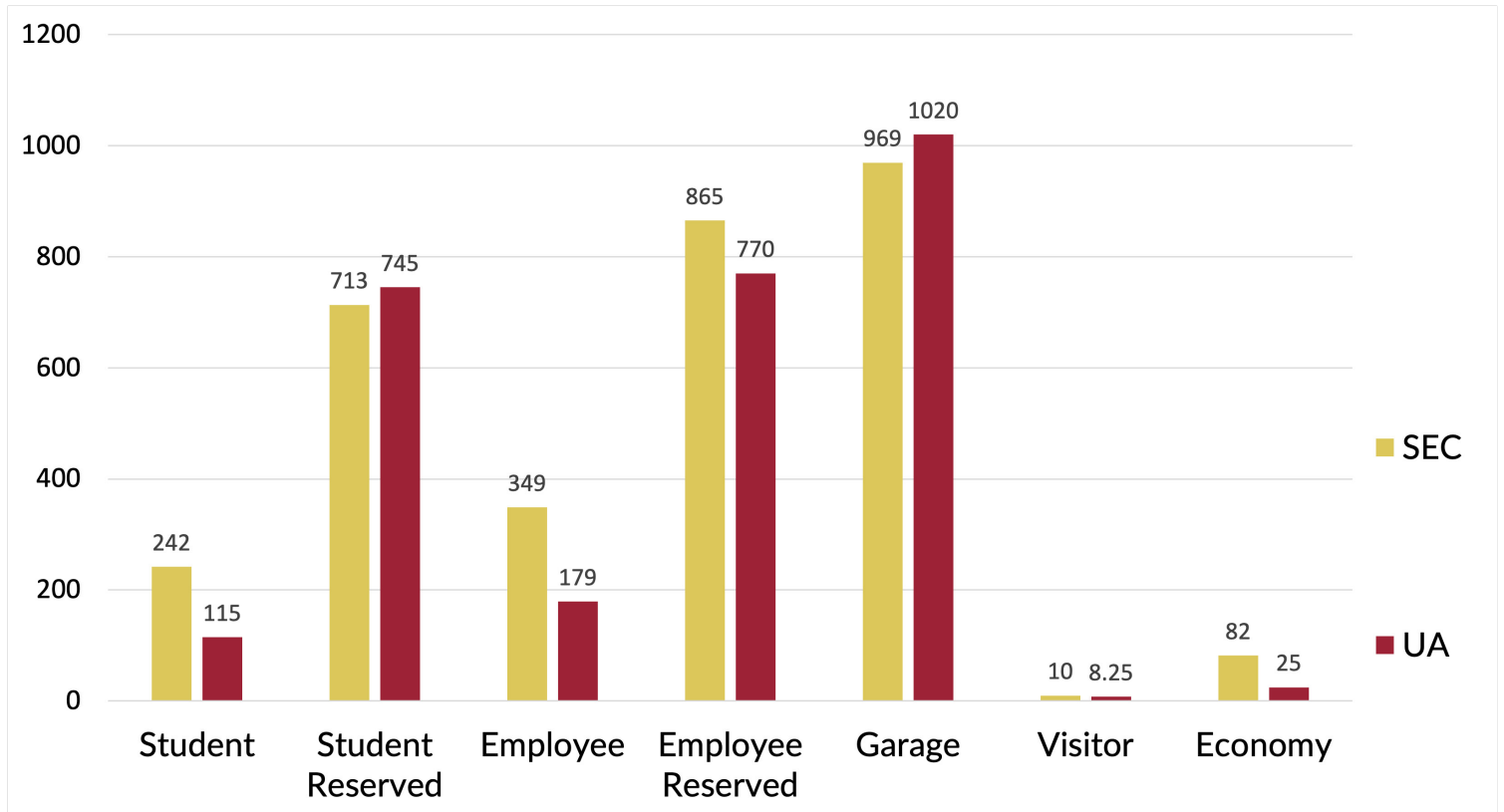


Total Parking Spaces



Fees

FY24 SEC Parking Permit Fee Comparison (SEC Average vs. UA)



Fees

Permit Fees

Permit Type	FY22	FY23	FY24
Reserved:	Fee	Fee	Fee
Garage Reserved 7am-5pm	926.00	944.52	972.86
Faculty/Staff 24 Hour	1199.91	1223.91	1260.63
Faculty/Staff All Area	965.63	984.94	1014.49
Faculty/Staff	698.75	712.13	734.11
Resident Student	679.33	692.92	713.71
Scooter	211.45	215.68	225.15
ADA Reserved:			
Faculty/Staff	698.75	712.73	734.11
Student	186.73	190.46	196.17
Non-Reserved:			
Visitor/Vendor	194.87	198.77	204.73
Faculty/Staff >\$40k	194.87	198.77	204.73
Faculty/Staff <\$40k	133.58	136.25	140.34
Student	104.79	106.89	110.10
Remote/Commuter	70.49	71.90	74.06
Motorcycle	70.49	71.90	74.06
Scooter	70.49	71.90	74.06
Emeritus	Free	Free	Free
Garage Temporary (per day)	17.14	17.48	18.00
Temporary	\$7.63/day or \$30.54/wk	\$7.78/day or \$31.15/wk	\$8.01/day or \$32.08/wk

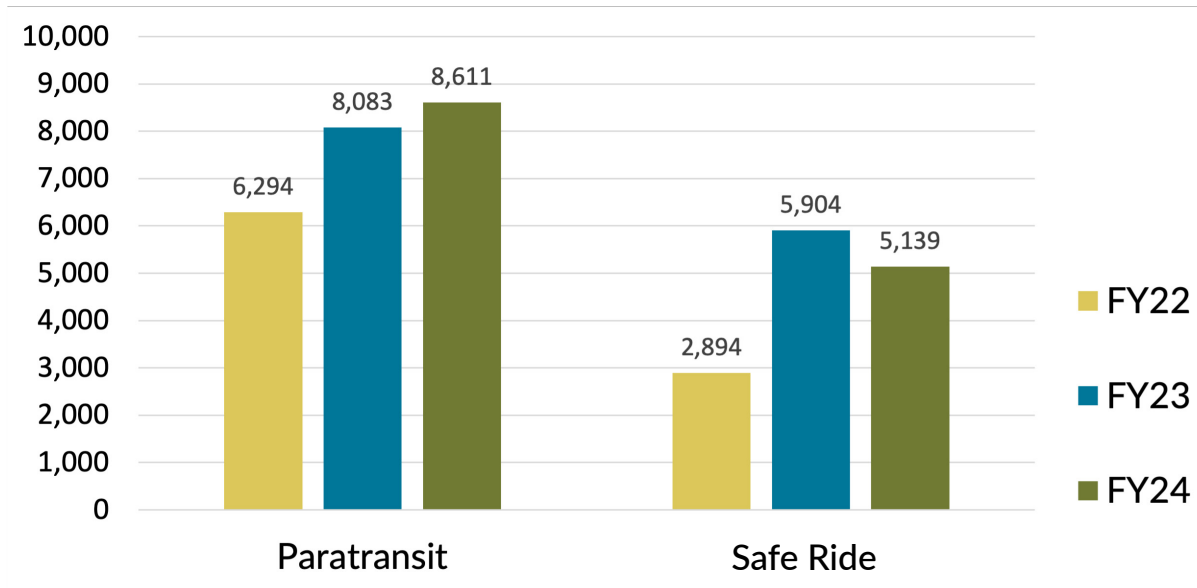
Fees

Parking Violations and Charges

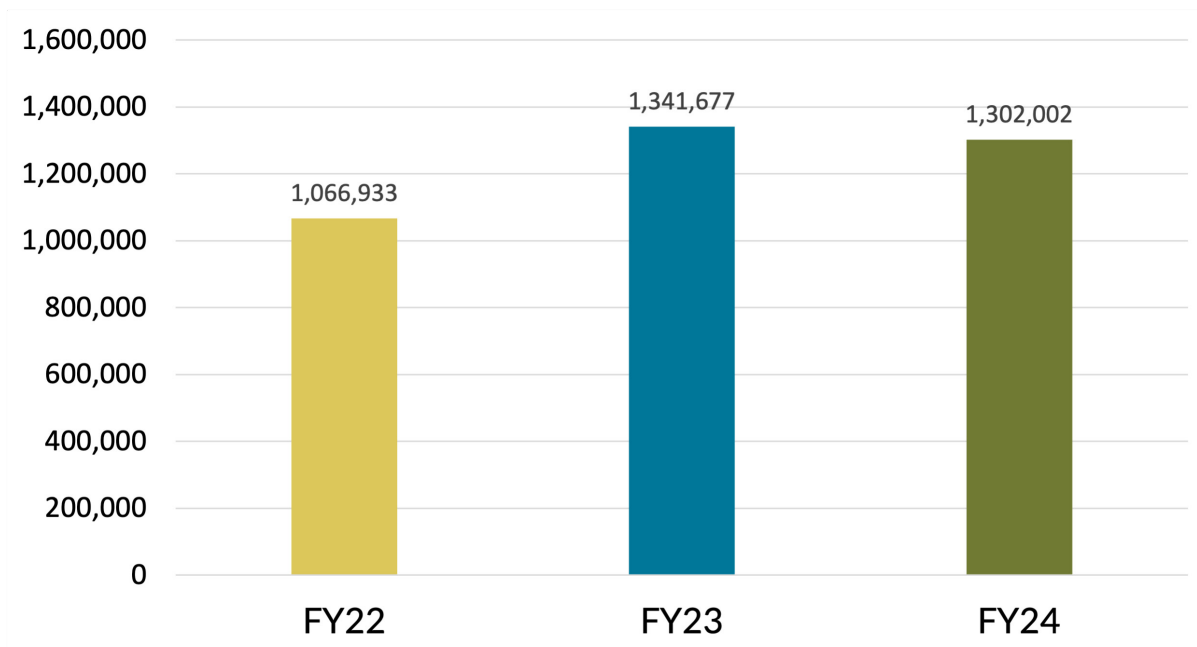
	Administrative Charges		
	FY22	FY23	FY24
Unauthorized parking in or blocking of a disabled person parking space or access aisle	\$250	\$250	\$250
Safety hazard (parking in a fire or traffic lane, blocking drive, blocking fire hydrant, or standing where prohibited)	\$75	\$75	\$75
Parking on UA property without a permit/ePermit	\$75	\$75	\$75
Parking in a lot or space not authorized by permit/ePermit	\$75	\$75	\$75
Parking or driving on grass, lawn area or sidewalks	\$40	\$40	\$40
Illegal use of permit/ePermit (reproducing, altering, defacing, using a revoked, transferred or another person's permit)	\$100	\$100	\$100
Disregard of barricades	\$20	\$20	\$20
Parking where prohibited by sign	\$35	\$35	\$35
Parking where prohibited by yellow lines or curb	\$35	\$35	\$35
Parking in crosswalk	\$25	\$25	\$25
Parking over curb	\$20	\$20	\$20
Blocking a legally parked vehicle	\$25	\$25	\$25
Improper parking (disregard of stall lines, more than one foot from curb, or facing wrong direction)	\$50	\$50	\$50
Overtime parking in a limited parking zone	\$20	\$20	\$20
Meter violation	\$30	\$30	\$30
Parking in an area not designated as a parking area	\$25	\$25	\$25
Displaying a lost or stolen hangtag	\$100	\$100	\$100
Boot fee	\$30	\$30	\$30
Unauthorized removal or attempted removal of a boot	\$100	\$100	\$100
Parking on campus while parking privileges are suspended	\$100	\$100	\$100
Athletic lot prohibited by sign	\$125	\$125	\$125
Failure to remit garage fee	n/a	n/a	n/a
Parking overnight when prohibited	\$75	\$75	\$75
Permit or vehicle license plate not properly affixed or displayed	\$10	\$10	\$10

Razorback Transit

Paratransit Service and Safe Ride Passengers

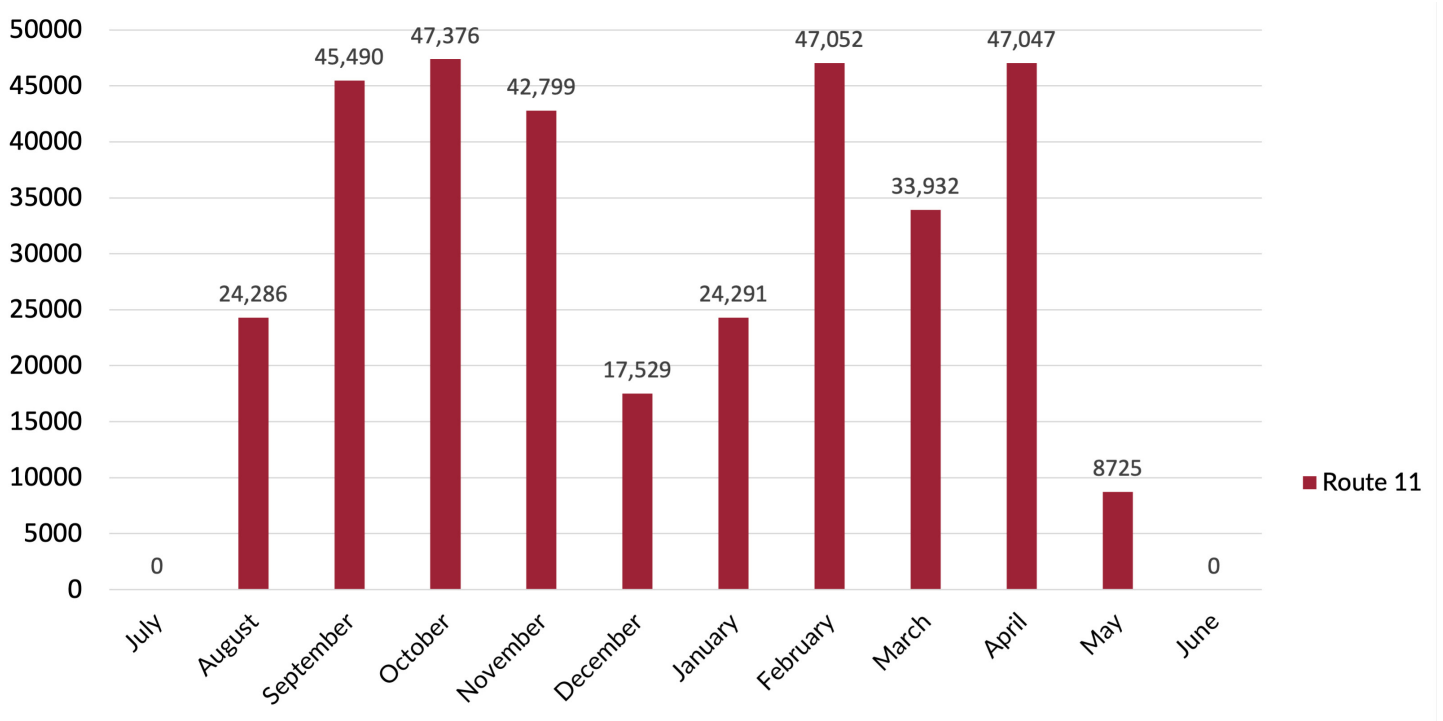


Total Razorback Transit Passengers - All Routes

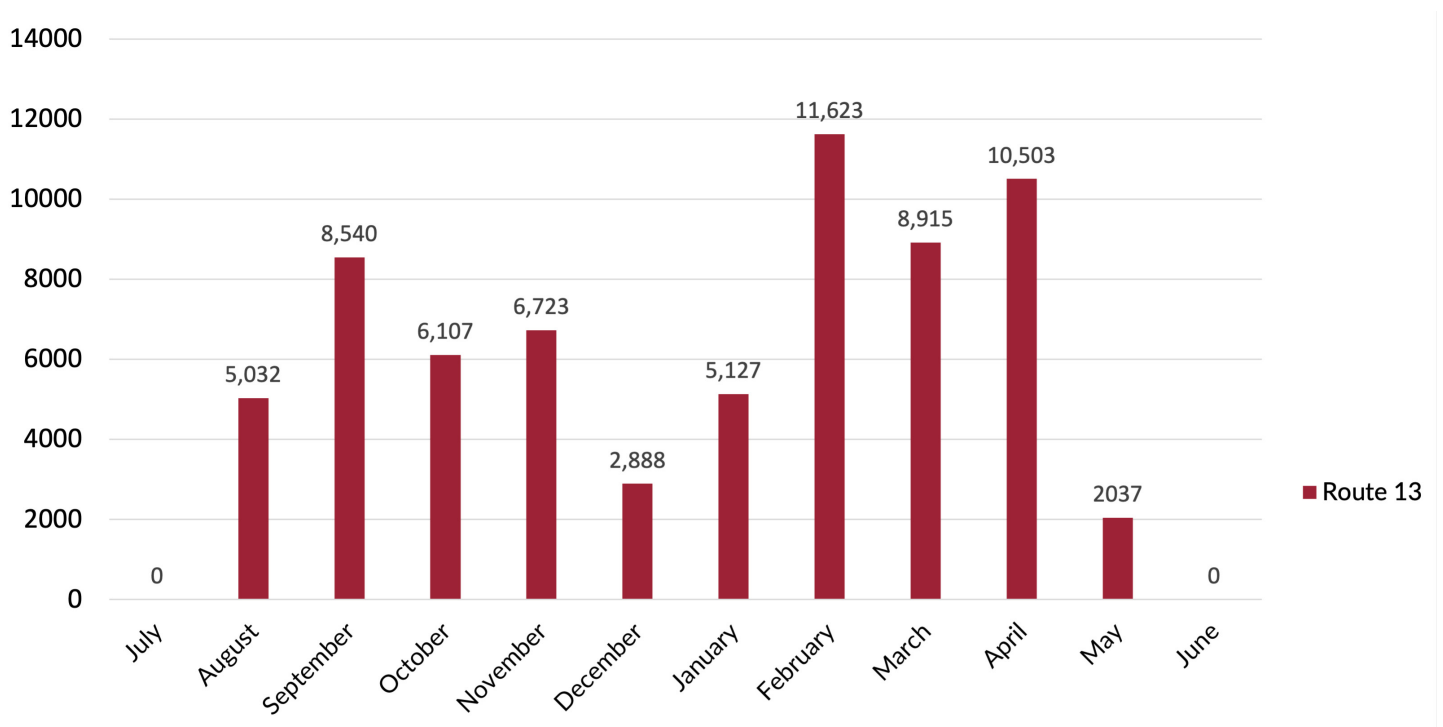


Razorback Transit Ridership by Route

Route 11

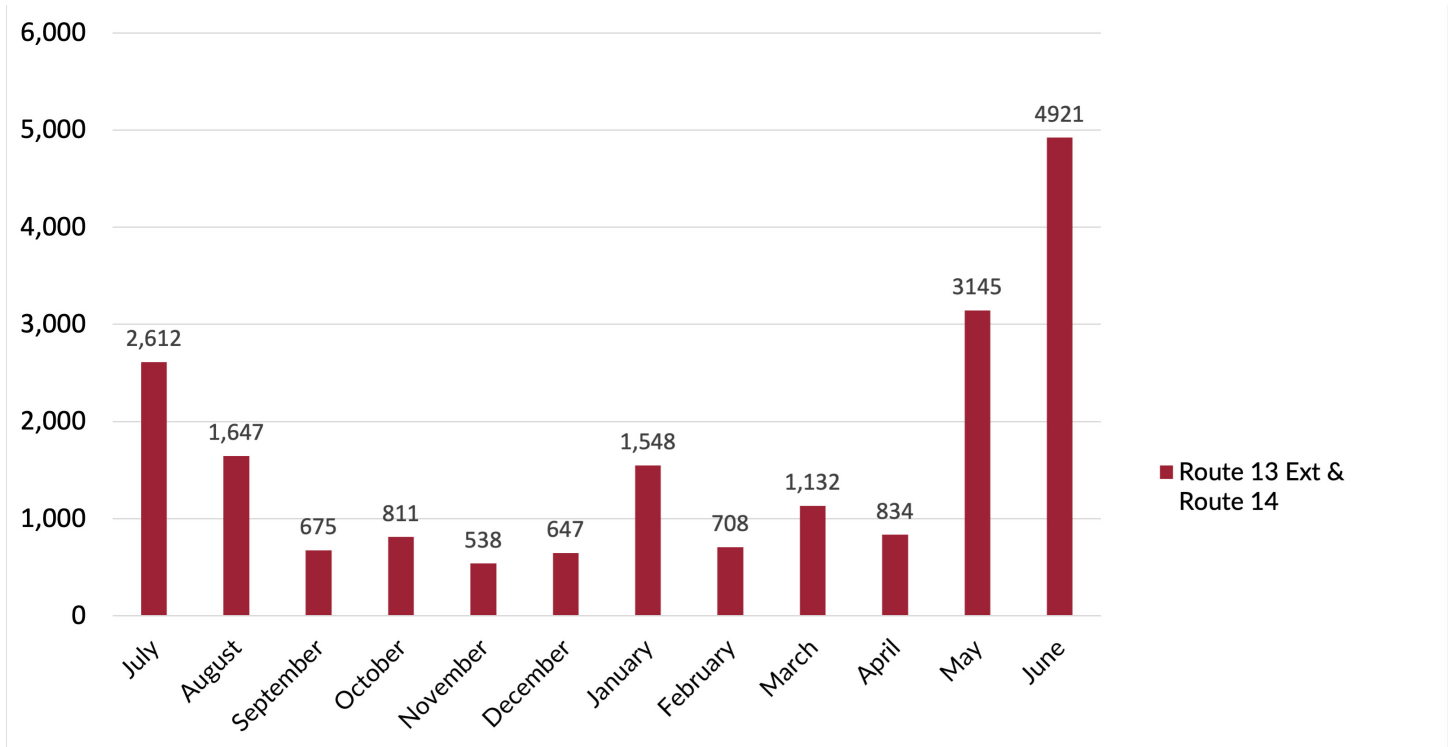


Route 13

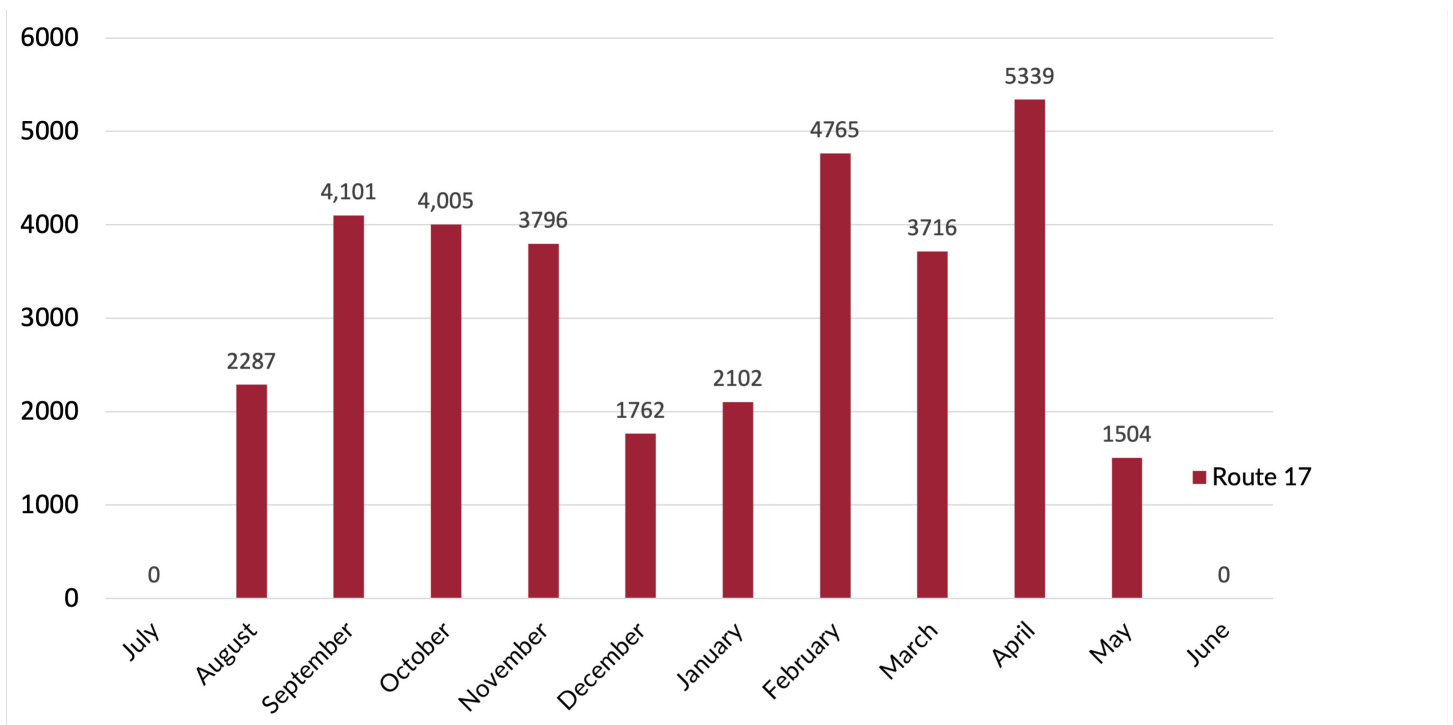


Razorback Transit Ridership by Route

Route 13 Ext & Route 14

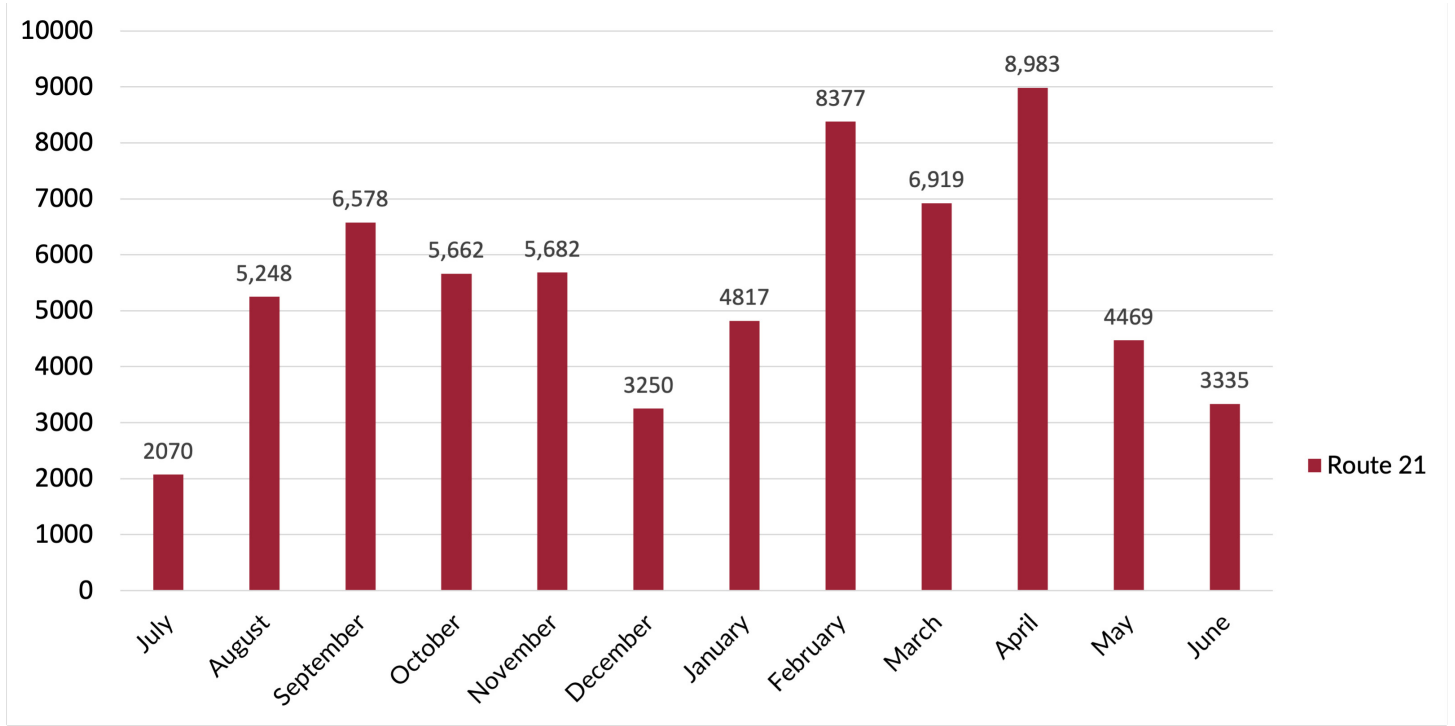


Route 17

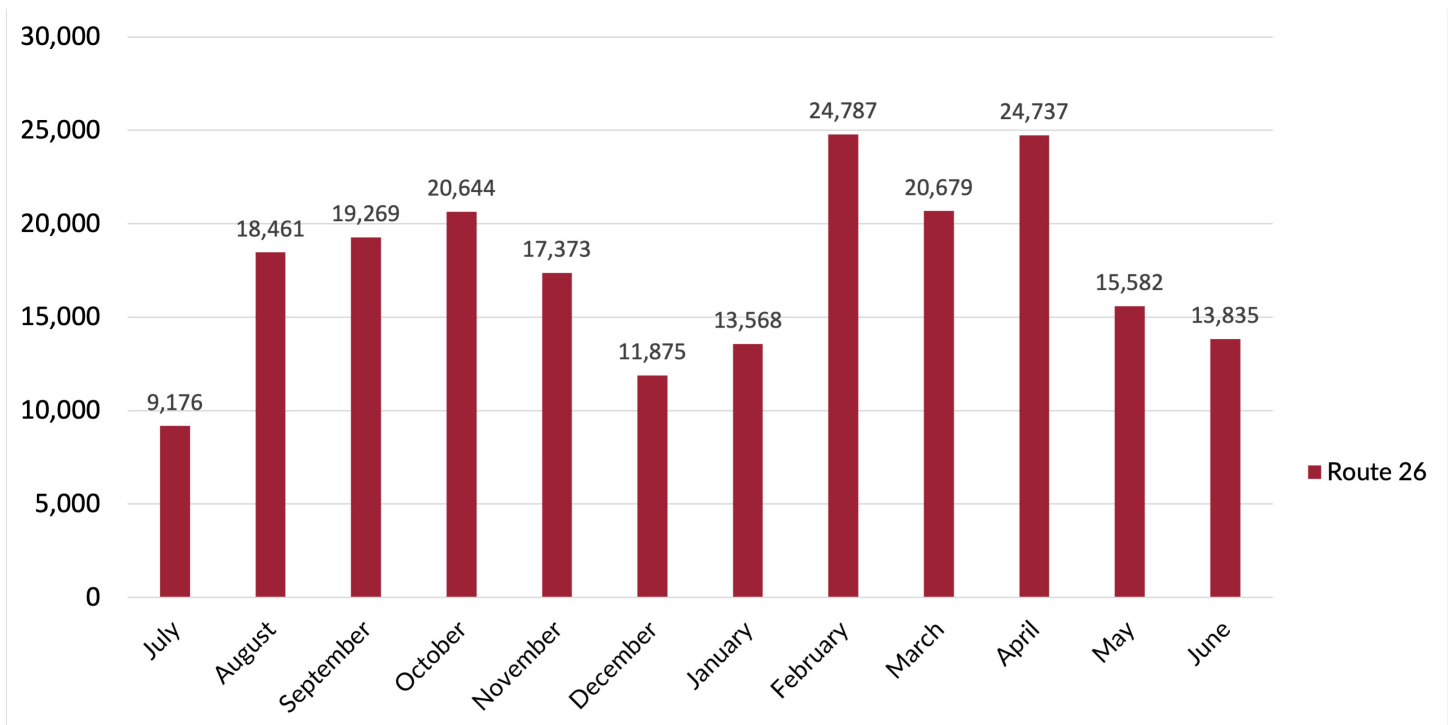


Razorback Transit Ridership by Route

Route 21

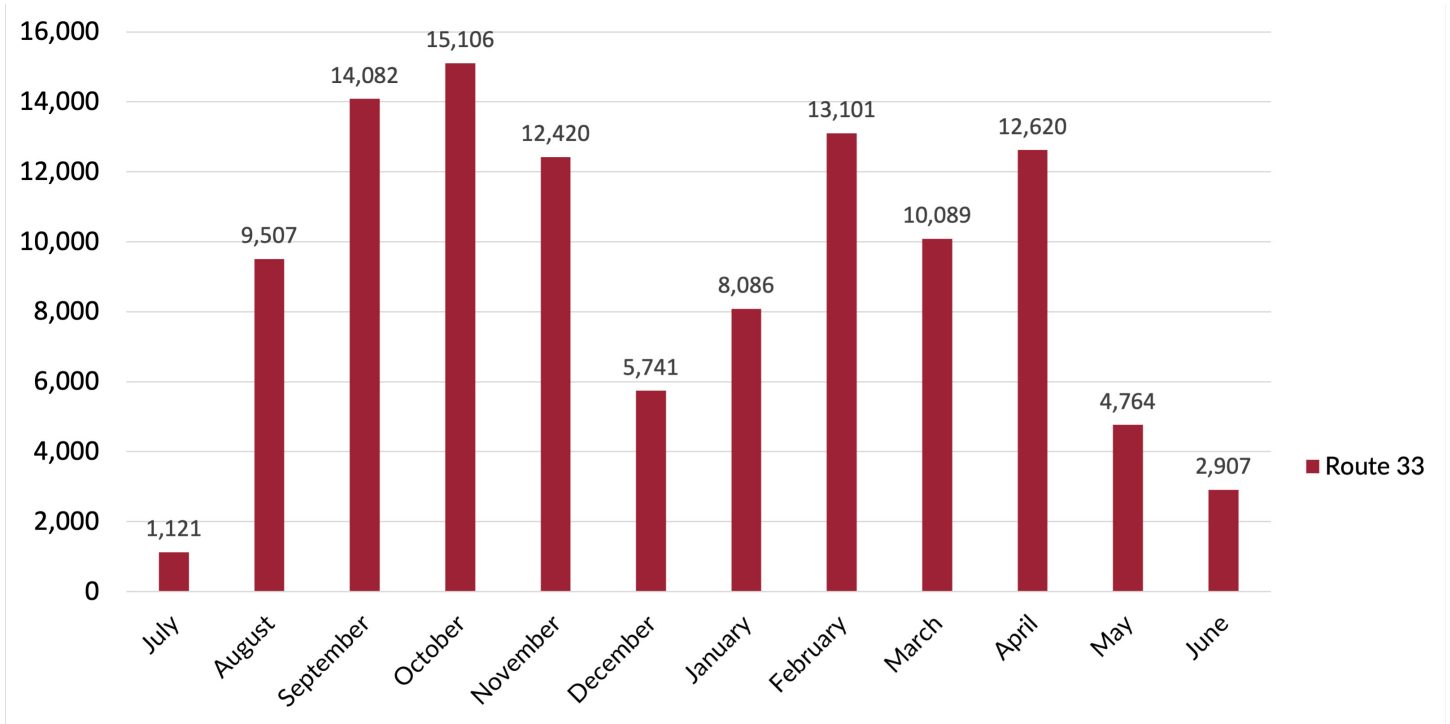


Route 26

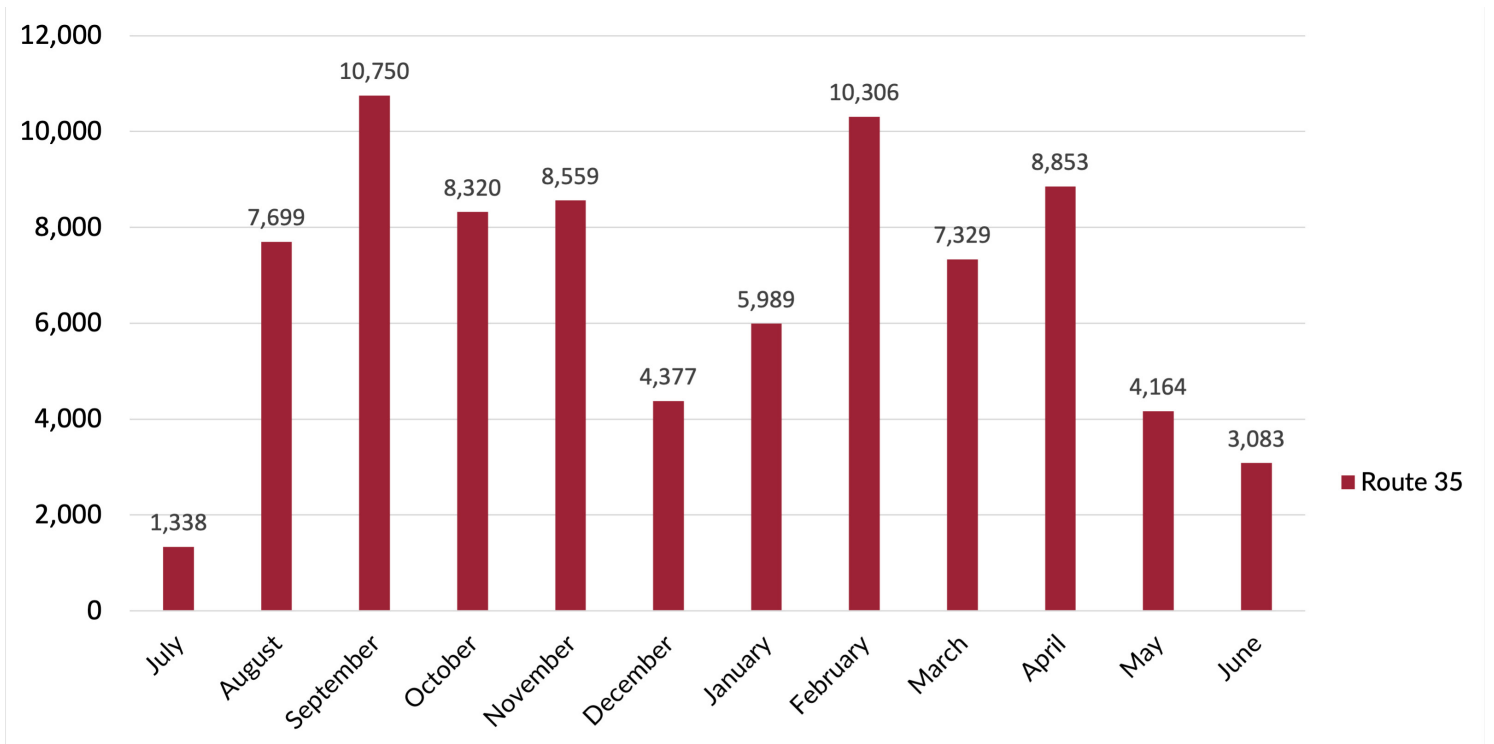


Razorback Transit Ridership by Route

Route 33

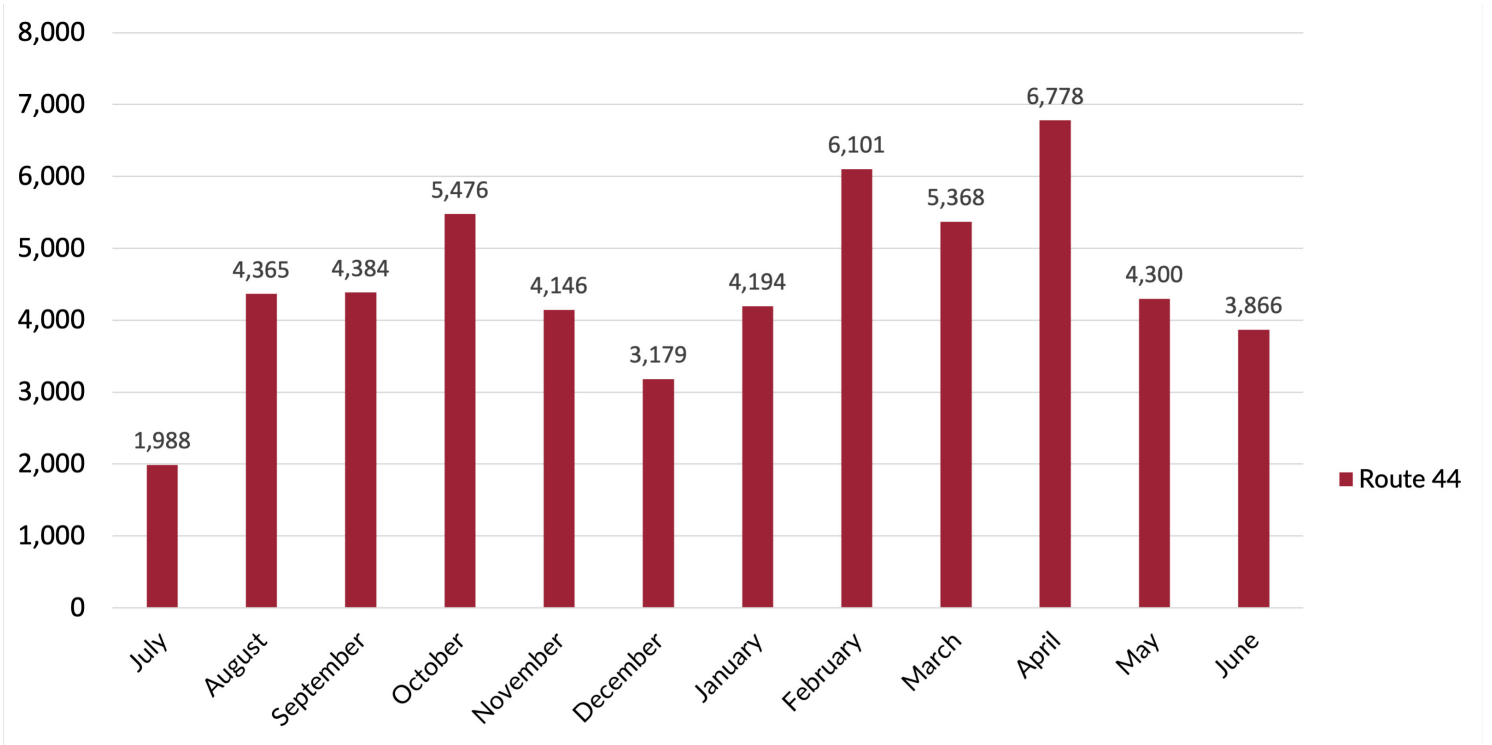


Route 35

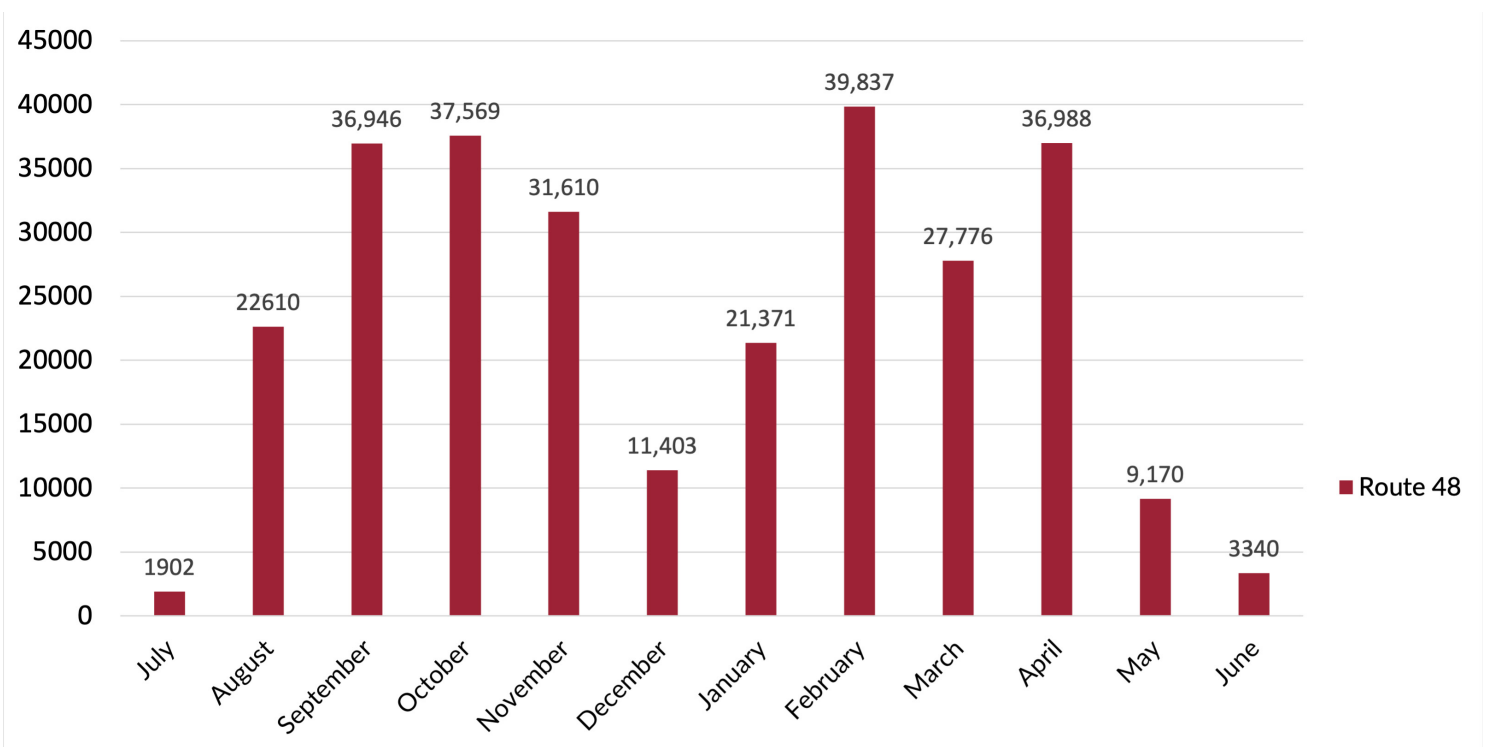


Razorback Transit Ridership by Route

Route 44

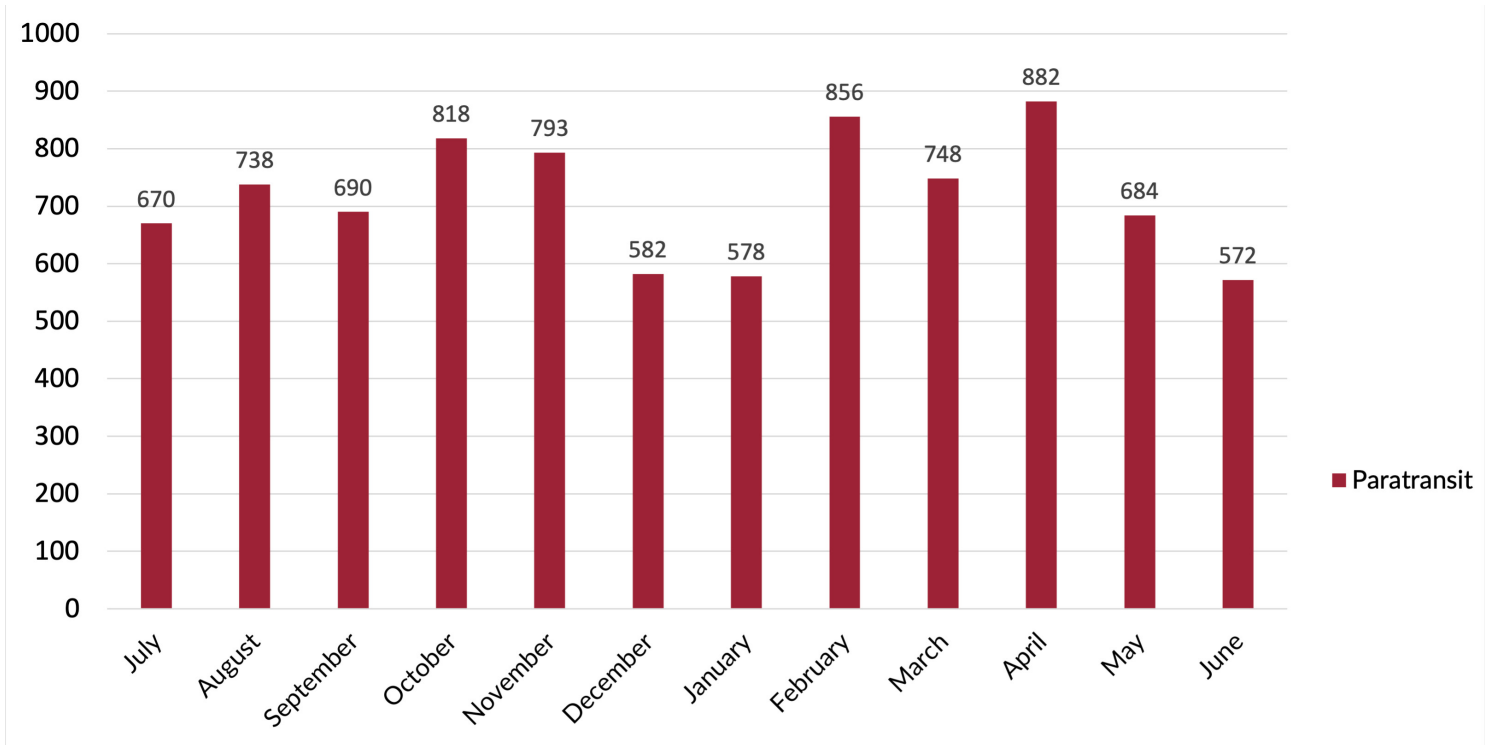


Route 48

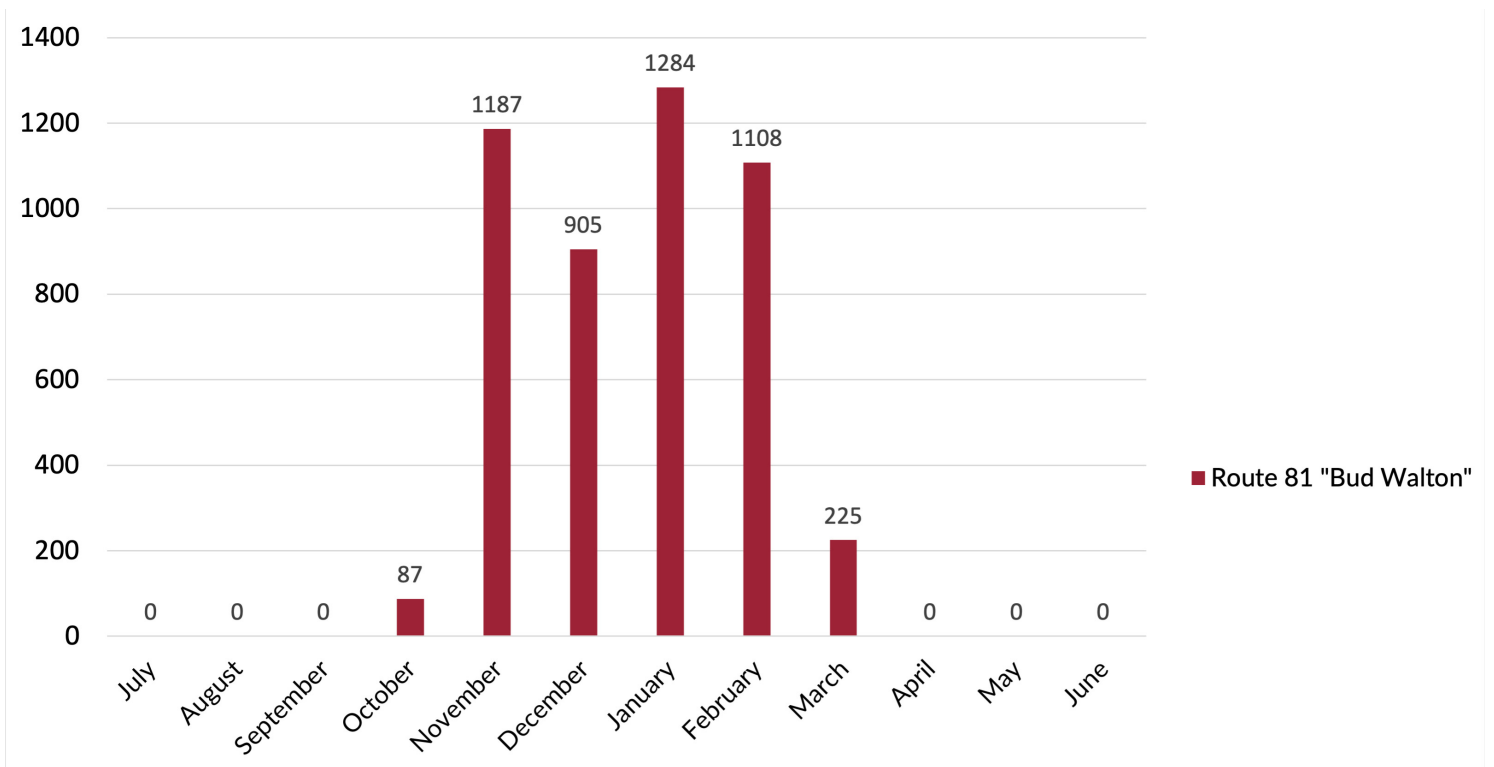


Razorback Transit Ridership by Route

ParaTransit

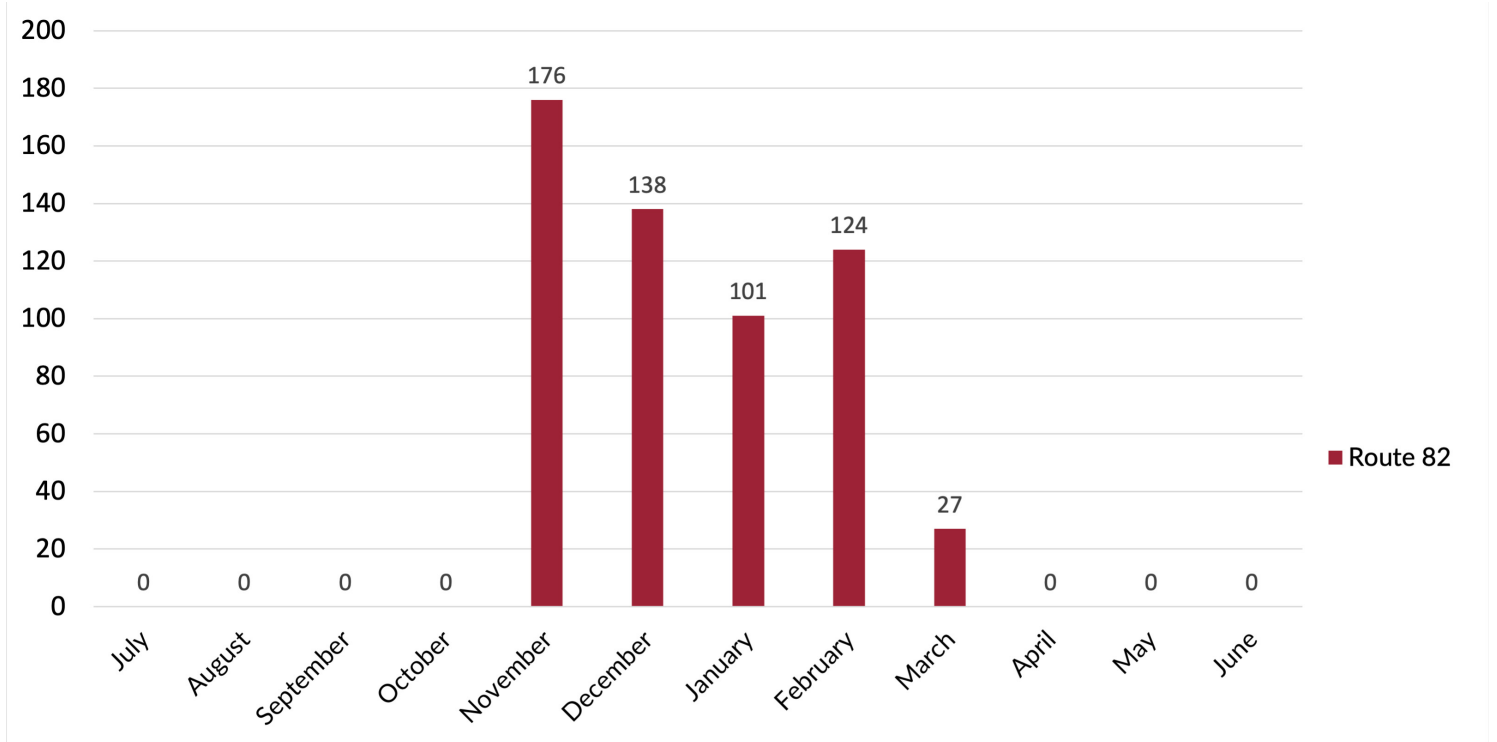


Route 81 "Bud Walton"

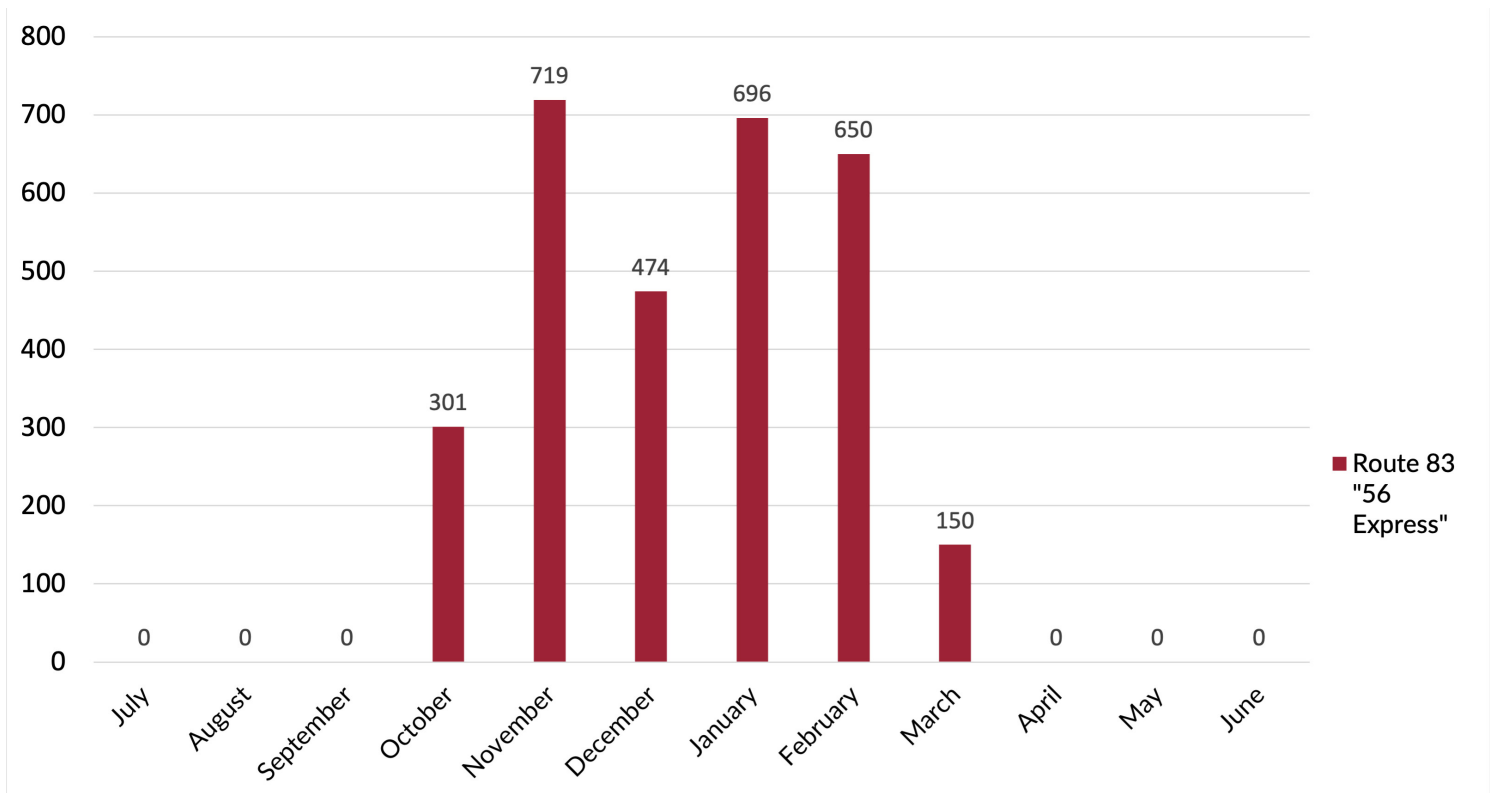


Razorback Transit Ridership by Route

Route 82

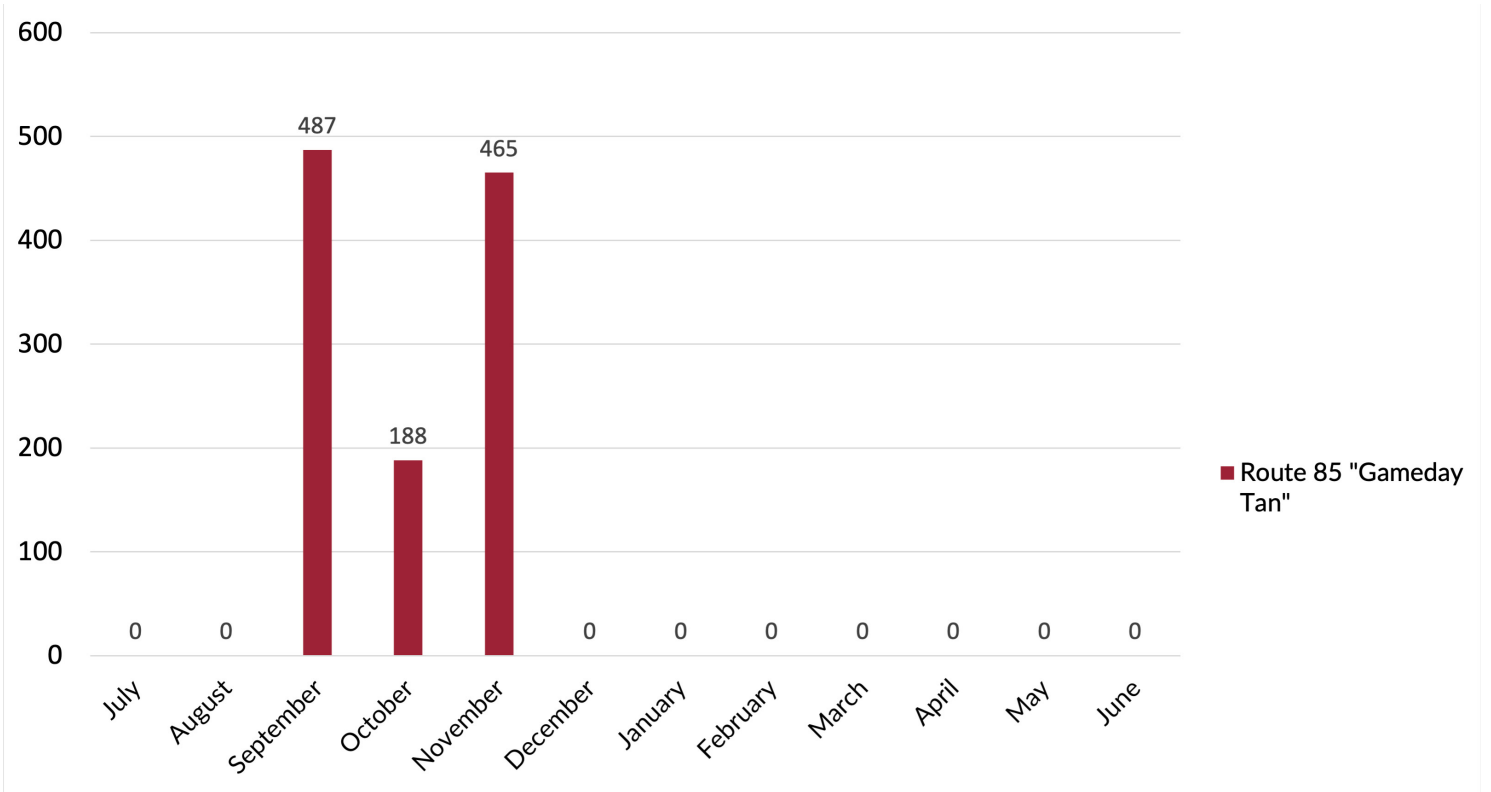


Route 83 "56 Express"

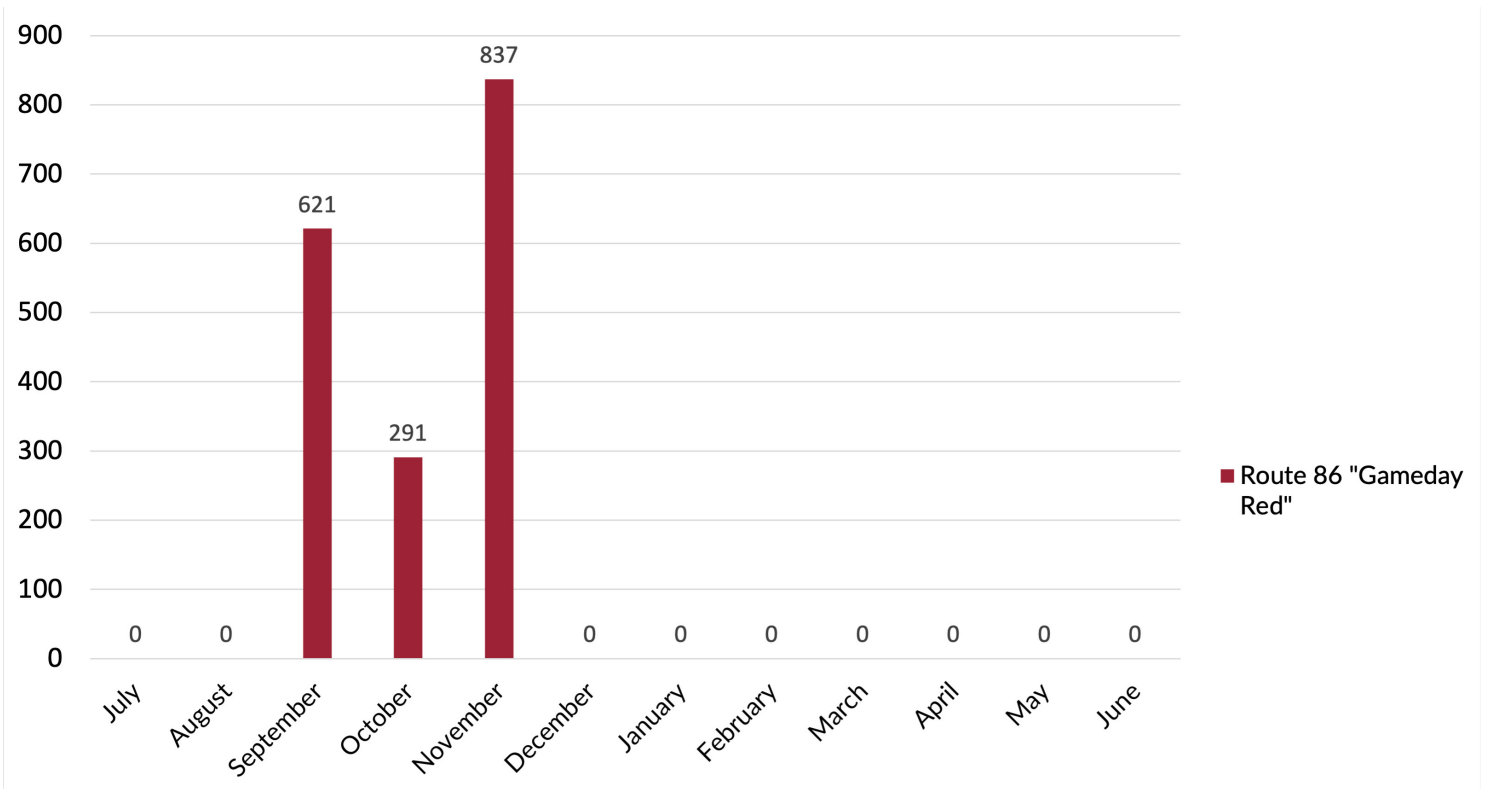


Razorback Transit Ridership by Route

Route 85 "GamedayTan"

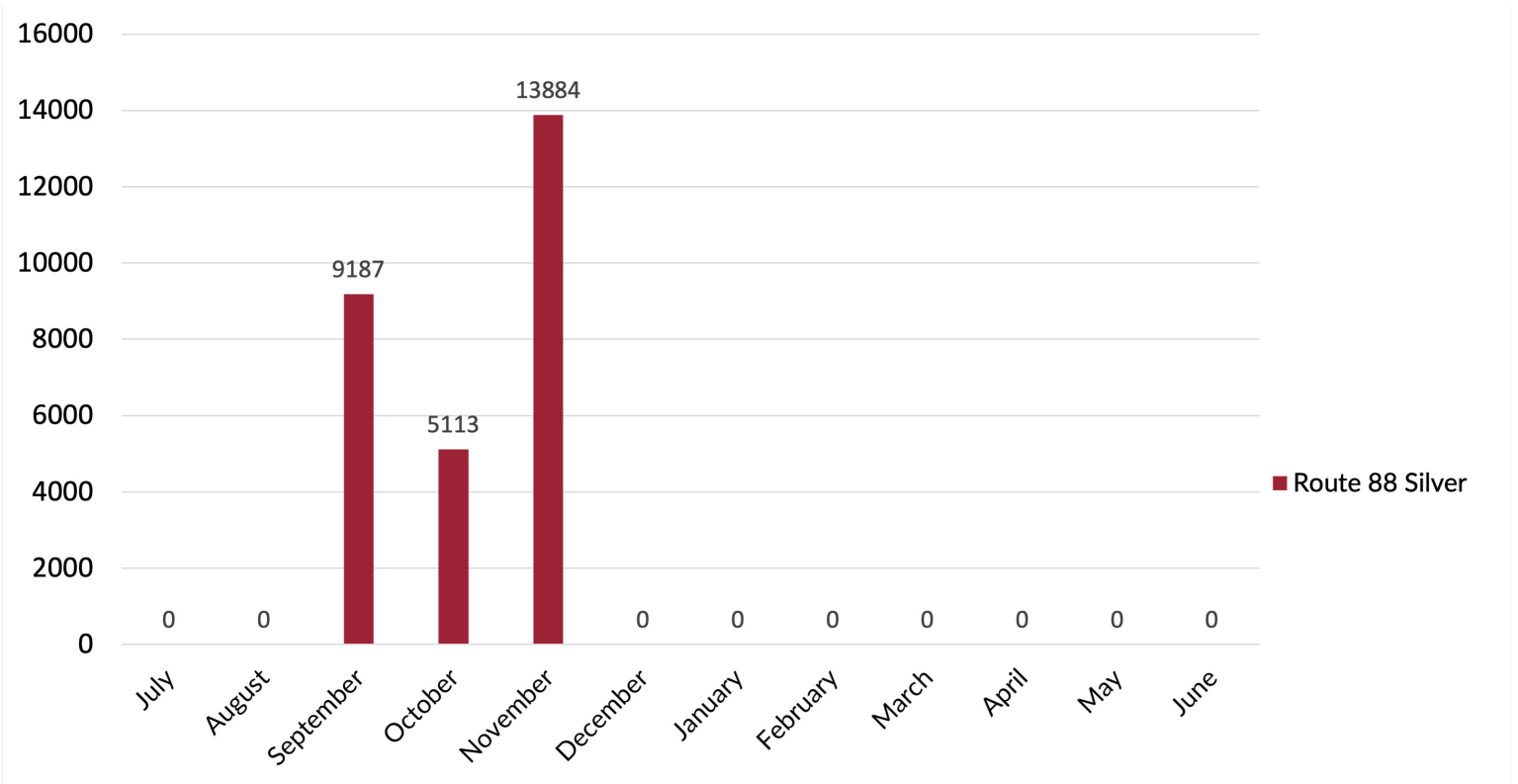


Route 86 "Gameday Red"

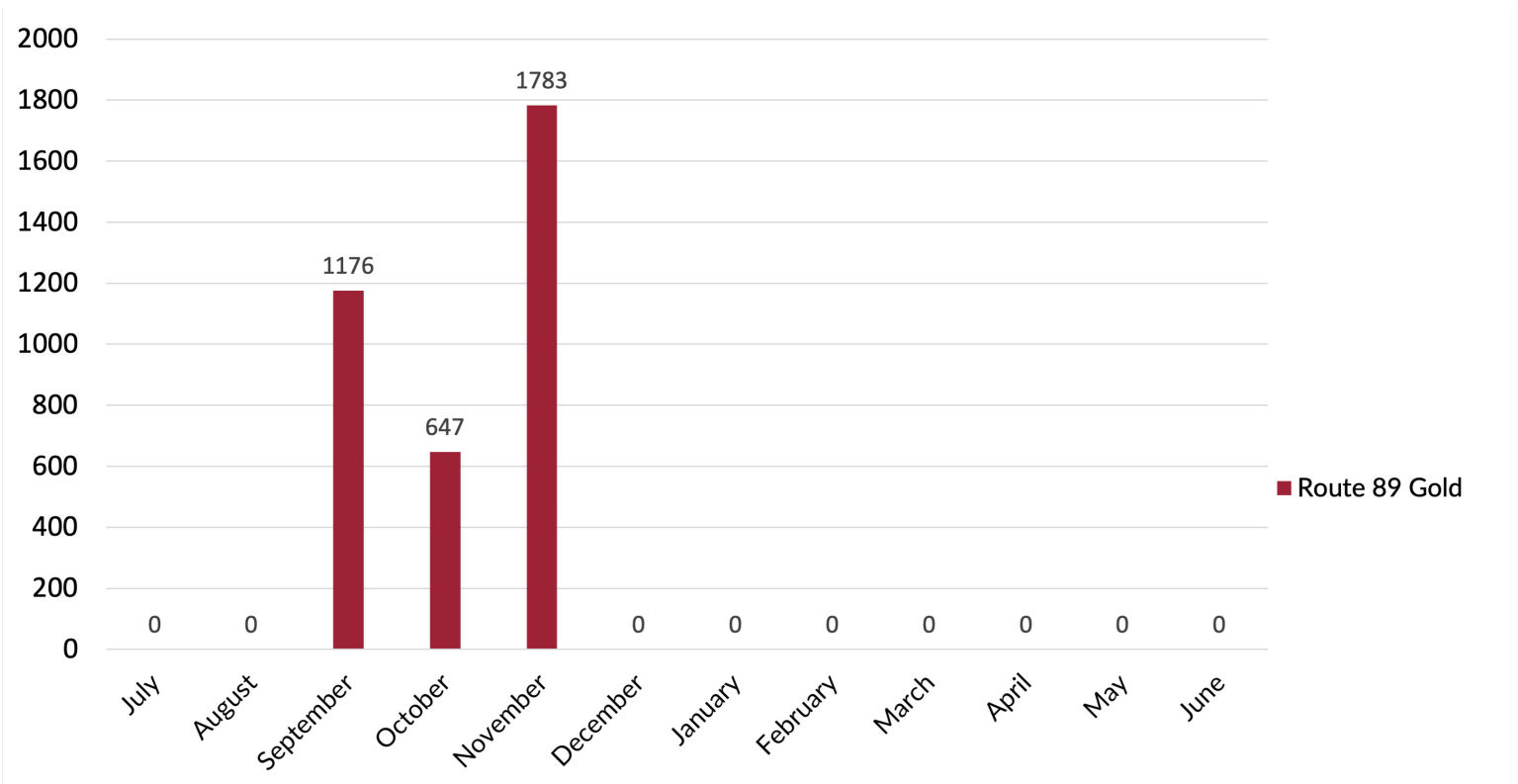


Razorback Transit Ridership by Route

Route 88 Silver

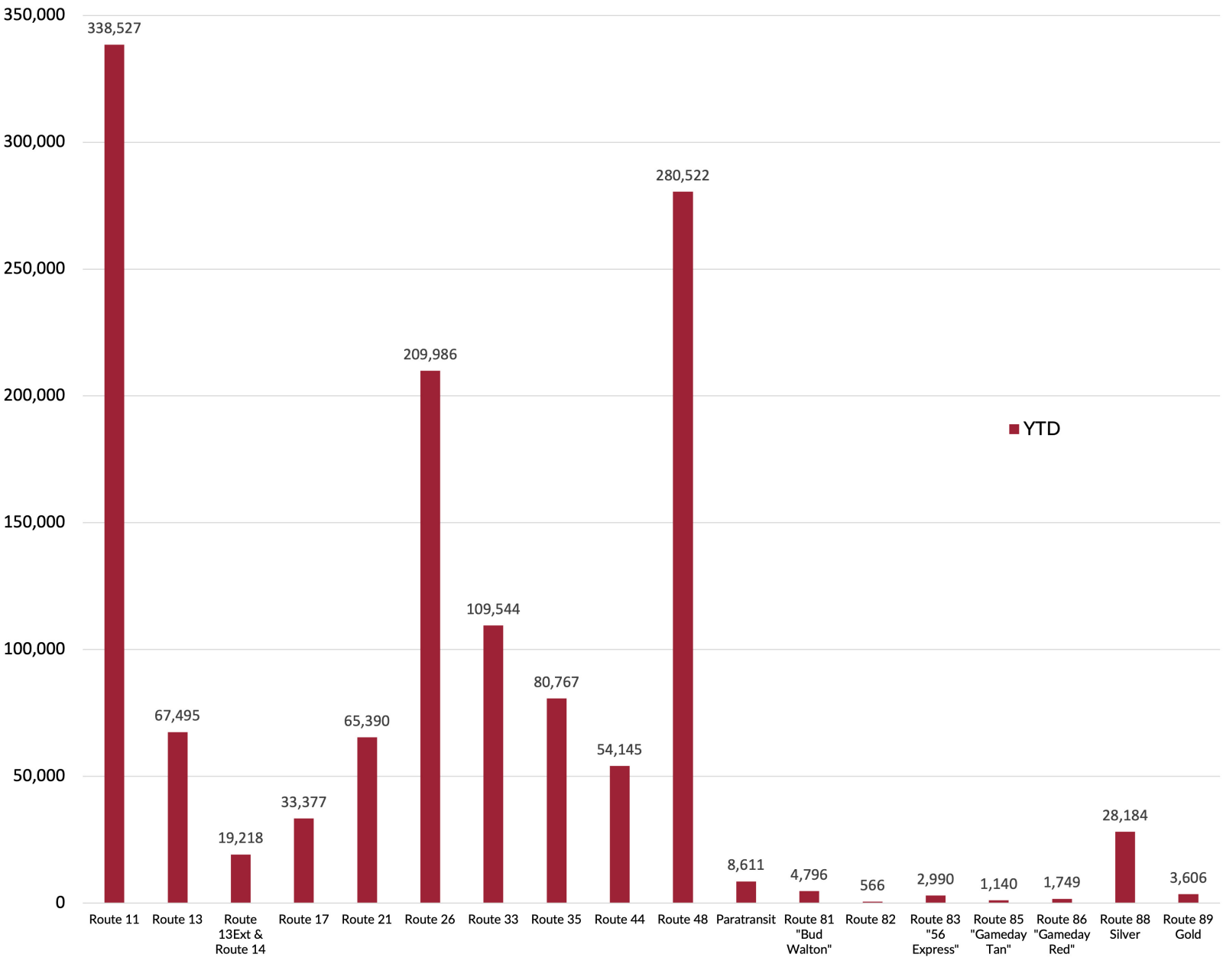


Route 89 Gold



Razorback Transit Ridership - Route Totals

Route Total



Razorback Transit Ridership - All Routes

All Routes Total

Razorback Transit Ridership July 1, 2021 - June 30, 2022

Month	Route 11	Route 13 & 13 Ext*	Route 17	Route 21*	Route 26	Route 33*	Route 35*	Route 44*	Route 48*	Route 81 "Bud Walton"	Route 82 "Muss Bus"	Route 85 "Gameday Tan"	Route 86 "Gameday Red"	Route 88 Silver	Route 89 Gold	Paratransit	Total
July	0	383	0	232	11,635	3,153	3,129	2,712	2076								542
August	15,182	3,236	651	1,416	18,864	5,823	5,548	5,286	14062								493
September	46,362	7,307	1,193	7,082	27,513	9,156	9,005	6,150	29,173								7,113
October	39,140	6,699	1,247	7,809	24,381	9,594	7,383	5,239	22,972								664
November	36,760	6,221	1,272	8,649	23,001	9,351	6,598	4,523	19,164	1676	201	188	339	1,1410	1,178		728
December	16,883	3,343	709	4,452	15,359	4,918	3,686	2,970	9,122	1702	189						433
January	21,134	3,508	482	5814	16,261	6,799	3,991	3,823	12,200	2664	213						99
February	28,080	4,528	772	6679	16,923	8,120	4,390	3,578	15,673	1197	223						191
March	31,287	5,207	999	8,741	21,712	10,145	5,675	4,593	15,806	295	26						444
April	34,881	5,767	1,210	9,335	23,673	10,247	6,557	4,996	16,957								444
May	9,970	3,132	572	4,701	17,893	5,220	3,886	3,930	6,546								293
June	0	3,790	0	3,646	17,214	3,561	3,430	4,199	3,807								99
YTD	279,679	53,123	9,107	68,556	234,434	86,087	63,279	52,169	167,558	7,534	842	805	1,036	38,398	4,326		5,23

* Route had an On Demand elements split between more than one route. Ridership numbers for On Demand were split between those routes.

Razorback Transit Ridership July 1, 2022 - June 30, 2023

Month	Route 11	Route 13 & 13 Ext	Route 17	Route 21	Route 26	Route 33	Route 35	Route 44	Route 48	Paratransit	Route 81 "Bud Walton"	Route 82 "Muss Bus"	Route 83 "56 Express"	Route 85 "Gameday Tan"	Route 86 "Gameday Red"	Route 88 Silver	Route 89 Gold	Total
July	0	3,661	0	3,172	15,635	3,427	2,825	3,503	4,089	568	0	0	0	0	0	0	0	36,890
August	23,445	6,395	2,720	5,691	25,373	11,095	7,949	6,670	27,022	698	0	0	0	0	0	0	0	117,058
September	54,633	8,505	5,558	5,566	29,170	17,836	12,283	7,436	52,674	756	0	0	0	532	949	1,7814	1,104	214,616
October	47,138	6,604	4,085	4,482	28,607	15,304	10,134	7,934	42,684	702	0	0	0	258	302	6521	422	174,657
November	44,162	4,741	4,741	3,545	23,828	14,194	8,086	5,751	36,209	683	1324	228	13	314	871	1,8064	1,662	167,196
December	18,575	2,686	1,600	2,480	15,546	6,799	4,022	3,626	15,492	507	1,399	182	10	0	0	0	0	72,894
January	19,922	3,949	543	2,102	15,845	6,994	4,305	3,861	16,943	671	1,322	220	0	0	0	0	0	76,586
February	42,611	6,804	1,272	3,664	23,176	13,005	6,999	5,338	32,233	671	1,272	140	0	0	0	0	0	137,185
March	39,300	7,238	1,317	3,192	22,349	12,607	7,019	5,558	27,621	777	418	73	0	0	0	0	0	127,419
April	42,217	4,172	1,633	3,408	23,281	13,140	7,230	5,755	28,045	805	0	0	0	0	0	0	0	132,784
May	13,430	2,564	656	2,654	17,788	5,929	3,923	4,004	10,216	691	0	0	0	0	0	0	0	63,463
June	0	2,564	0	2,297	13,092	2,785	2,330	2,810	2,507	713	0	0	0	0	0	0	0	28,098
YTD	345,813	64,589	29,107	42,053	255,690	123,115	77,105	61,346	295,735	8,083	5,645	843	23	1,104	2,122	42,399	2,988	1,349,760

Razorback Transit Ridership July 1, 2023 - June 30, 2024

Month	Route 11	Route 13	Route 13 Ext &	Route 17	Route 21	Route 26	Route 33	Route 35	Route 44	Route 48	Paratransit	Route 81 "Bud Walton"	Route 82 "Muss Bus"	Route 85 "Gameday Tan"	Route 86 "Gameday Red"	Route 88 Silver	Route 89 Gold	Total
July	0	0	2,612	0	2,070	9,176	1,121	1,338	1,988	1,902	670	0	0	0	0	0	0	20,877
August	24,286	5,032	1,647	2,287	5,248	18,461	9,507	7,699	4,365	22,610	738	0	0	0	0	0	0	101,890
September	45,490	8,540	675	4,101	6,578	19,269	14,082	10,750	4,384	36,946	690	0	0	0	0	0	0	162,976
October	47,376	6,107	811	4,005	5,662	20,644	15,106	8,320	5,476	37,569	818	0	0	0	0	0	0	163,521
November	42,799	6,723	538	3,796	5,682	17,373	12,420	8,559	4,146	31,610	793	1,187	176	719	465	837	13,884	153,490
December	17,529	2,888	647	1,762	3,250	11,875	5,741	4,377	3,179	11,403	582	905	138	474	101	696	0	64,750
January	24,291	5,127	1,548	2,102	4,817	13,568	8,086	4,194	21,371	21,371	578	1,284	101	696	0	0	0	93,752
February	47,052	11,623	708	4,765	8,377	24,787	13,101	10,306	6,101	39,837	856	1,108	124	650	0	0	0	169,395
March	33,932	8,915	1,132	3,716	6,919	20,679	10,089	7,329	5,368	27,776	748	225	27	150	0	0	0	127,005
April	47,047	10,503	834	5,339	8,963	24,737	12,620	8,853	6,778	36,988	882	0	0	0	0	0	0	163,564
May	8,725	2,037	3,145	1,504	4,469	15,582	4,764	4,164	4,300	9,170	684	0	0	0	0	0	0	58,544
June	0	0	4,921	0	3,335	13,835	2,907	3,083	3,966	3,340	572	0	0	0	0	0	0	35,859
YTD	338,527	67,495	19,218	33,377	65,390	209,986	109,544	80,767	54,145	280,522	8,611	4,796	566	2,990	1,140	1,749	0	1,310,613

Ridership by Route P721, Razorback Transit Ridership - Paratransit

Organizational Chart

